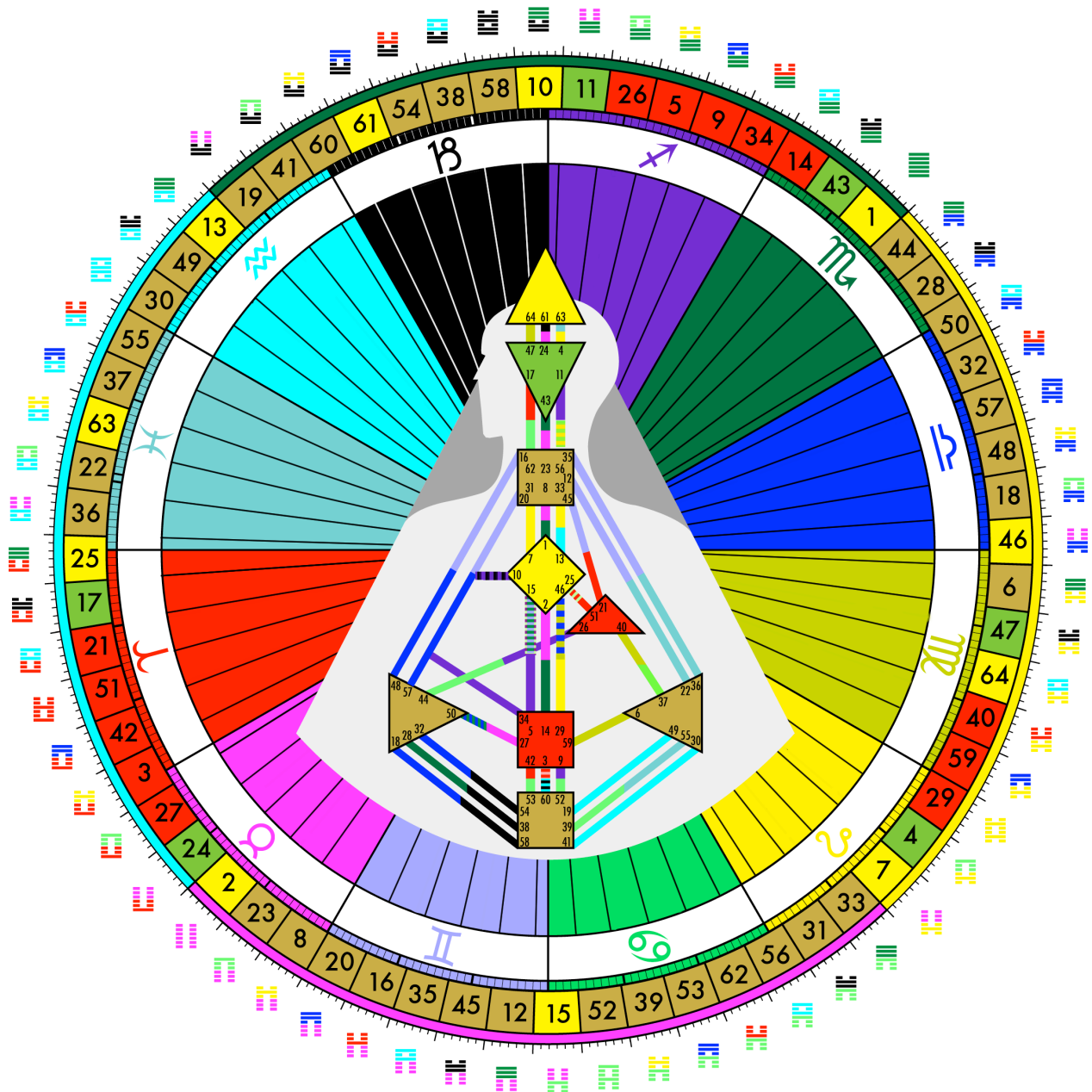


An Introduction to The Human Design 64-Gate Basic Body Graph & Mandala



Eleanor Haspel-Portner, Ph.D.

What is Basic Human Design?	5
A Basic Human Design Chart	6
Illustration of A Basic Human Design Chart	7
Definition	7
The Centers	8
An Illustration of the Body Graph and its Centers	8
The Three Awareness Centers	8
• The Ajna Center	8
• The Splenic Center	9
• The Solar Plexus Center	9
The Four Motor/Fuel Centers	9
• The Solar Plexus Center	9
• The Heart Center (Will Power and Ego)	10
• The Sacral Center	10
• The Root Center	10
The Two Pressure Centers	10
• The Head Center	10
• The Root Center	11
• The Throat Center (The Center of Manifestation)	11
• The G-Center (Center of the Self/Identity Direction)	11
The Active Energy Types and Their Strategies	11
• The Manifestor	11
• The Generator	11
• The Manifesting Generator	12
The Open-Energy Types and Their Strategies	12
• The Projector	12
• The Reflector	12
Strategy Keynotes By Type	12
• Manifestor	12
• Generator	13
• Manifesting Generator	13
• Projector	13
• Reflector	13
Definitions	13

• No Definition	13
• Single Definition	13
• Split Definition	14
• Triple Split Definition	14
• Quadruple Split Definition	14
Authority	14
• Emotional Solar Plexus Authority	14
• Sacral (Generated) Authority	14
• Splenic Awareness Authority	14
• Heart (Manifestor) Authority	15
• Self-Projected Authority	15
Profiles.....	15
The 12 Profiles and Keyword.....	15
• The 1/3 Profile.....	16
• The 1/4 Profile.....	16
• The 2/4 Profile.....	16
• The 2/5 Profile.....	16
• The 3/5 Profile.....	16
• The 3/6 Profile.....	16
• The 4/6 Profile.....	16
• The 4/1 Profile.....	16
• The 5/1 Profile.....	16
• The 5/2 Profile.....	16
• The 6/2 Profile.....	16
• The 6/3 Profile.....	17
Summary.....	17
Appendix	17
The Human Mandala.....	18
(64 Gate Matrix).....	18
The Human Mandala.....	19
(64 Gate Matrix).....	19
* References	20

About the Author	20
About Noble Sciences.....	20
The Mandala of Synthesis	21

What is Basic Human Design?

Basic Human Design integrates four ancient philosophies:

- The Chinese I-Ching
- Western Astrology
- The Indian Chakra System
- The Kabbalistic Tree of Life

These philosophies form a synthesized system of knowledge. Eleanor Haspel-Portner, Ph.D. scientifically documented and then further amplified components of the Basic Human Design System (cf. www.noblescience.com). Although this document focuses on the “Basic Human Design Charts” and its fundamental components, additional calculations based on the Natal Birth information result in a Multidimensional Format that shows a Map of Functional Consciousness unique to each individual.

The Multidimensional Human Design Charts use some of the same terminology and concepts as Basic Human Design, but in addition, it shows Layers within Consciousness and how these Layers function in daily life. The Layers documented in the Multidimensional Human Design System have excellent validation both clinically and in scientific research, beyond Human Design. Once the Basic Language of Human Design is understood these other Layers follow logically and clearly.

When you enter the world through conception, you are cellular in form. Your genetic composition and predispositions develops in utero in the context of that environment and is influenced by the zodiac. Your developmental imprints determine the vehicle with which you live throughout your life. You have, in actuality, only a modicum of control. How you manage your natal vehicle functions essentially as you manage a car you drive.

Regardless of the kind or Type of vehicle you drive, you can drive well and carefully, with thought as well as caution, or you can drive recklessly, with no concern for the consequences of your behavior. Managing your physical vehicle is no different. How you live, eat, relate to others while *not* in control on a basic level because of your predispositions, *are*, however, within your management. I call the aspect of conscious Personality in a Waking Design Chart the Influential Passenger. Keep this term in mind as you continue to read and begin to understand the nature of the Map you are about to discover for your own vehicle.

Throughout history man has searched for the elixir of enlightenment. Always the Master has told the student that the answer is within and that being oneself in one's core being makes life joyful as well as effortless. Through a mechanical integration of many disciplines, there is now scientifically documented evidence that a simple map can help you find your Self without therapy, without drugs, without turmoil in you life (Eleanor Haspel-Portner, Ph.D., “Revised Research Verifies Five Types in the Human Design System.” Unified Life Sciences. 2001. (<http://www.noblescience.com/members/uploads/ULS/RevisedResearchULS3-7.pdf>)). This map has the capacity to explain much of the genetic and physiological basis of behavior, as well as provide an energy map of how those aspects are triggered.

On the most surface level, as an awake person, you experience yourself as an energetic being moving in time and space. Energetic movement happens on two basic levels: what in Design has been called the Conscious Personality and the Unconscious Design. It may be more accurate to describe these levels of awareness as the Influential Passenger (Conscious Personality) and as the Energetic Vehicle (Unconscious Design).

The Influential Passenger is an energy Map of you based on the time and place of your birth. It represents an imprint of the cosmic forces that have magnetized their genetic predispositions in ways accessible to Conscious Awareness in day-to-day life. The Energetic Vehicle is the Unconscious Design calculation based on the imprint of cosmic forces that magnetized you, as a fetus, 88 Solar days before birth, or at the time you became a viable Consciousness in utero. This Map of the Energetic Vehicle is not accessible to awareness directly but rather influences you as Passenger in ways that are constant and familiar in daily life and in his movements in time and space. Human Design, with its various Multidimensional Layers, shows you a blueprint of your self and your role in this life, as well as how you relate to and communicate with others.

Through the use of the Multidimensional Human Design Charts you have a Map of your vehicle and of how you are predisposed to manage it. Several Charts comprise this system and show validity through statistical documentation*; they show that you have strategies that work well for you. When using these congruently inherent strategies, you are likely to feel comfortable in managing your Vehicle. Important also, through proper management and Strategy, you find life more effortless and flowing in a way which empowers you. When operating as this way of being you feel like you are “being your Self.”

In this document, designed for you if you are new to this field of knowledge, the terminology used is only the most Basic Human Design, Solar Waking Human Design Chart, i.e., it shows your Mental Awareness only. This Chart is the one most commonly used in the field of Human Design and it is the Basis for terminology of all other Layers of your Designs.

A Basic Human Design Chart

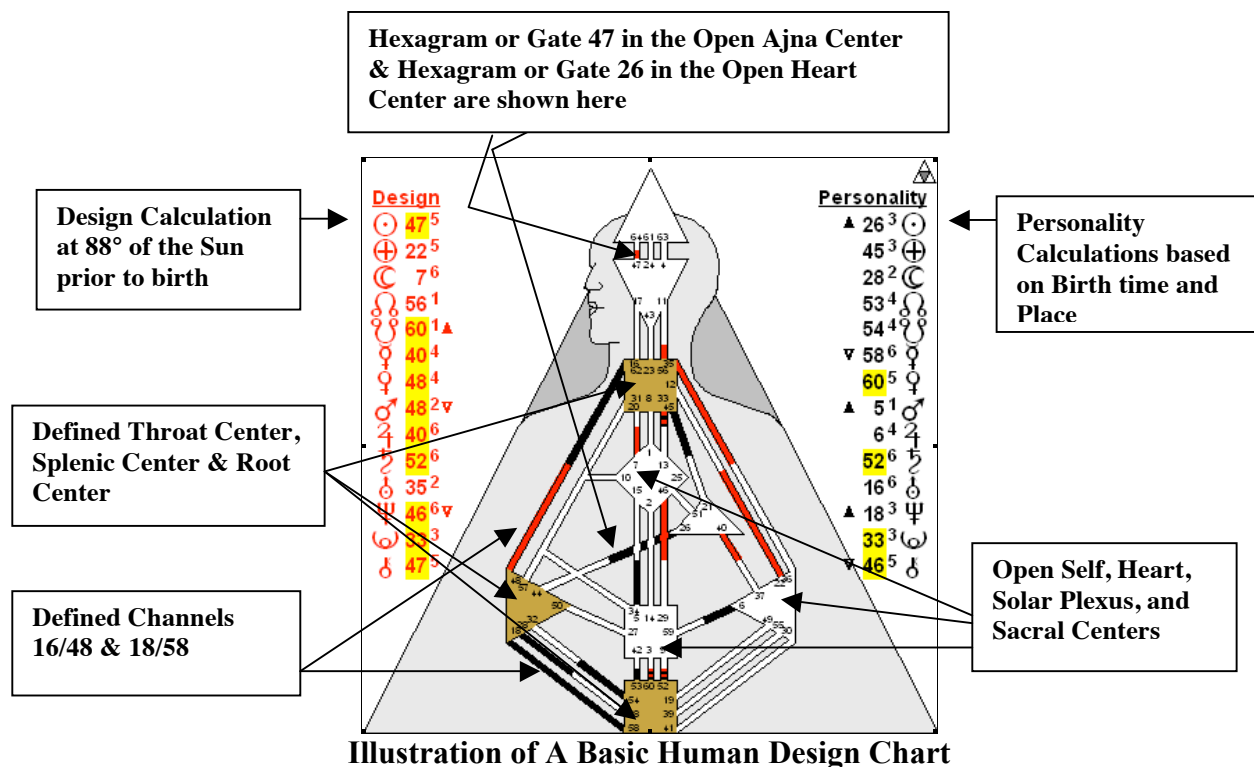
To create a Human Design Chart you only need to provide your birth date, time and place. Your birth information is used to calculate your Astrological Chart that is then converted into the Human Design Body Graph (64 Gates). With the Body Graph, you can learn how your Type is determined. Type explains a Strategy and operates in all layers of consciousness changing with you. You can recognize inner Authority and your Line Profile (these concepts are explained later in the document). In addition, annotated illustrated Human Design Mandalas are included at the end of this document (page 18 & 19).

Your birth date, time, and place is used to create your ‘Personality’ graph (see picture below, the black row of numbers), these numbers represent the I-Ching hexagrams associated with your waking Consciousness. The red column of numbers are calculated by using the date 88 Solar Degrees (roughly 88 days) before your birth date to create your ‘Design’ graph; these red numbers represent the I-Ching hexagrams associated with your Unconscious, i.e., what is beneath your awareness. The red numbers translate to red lines in the body graph while the black numbers translate as black lines in the Body Graph. For example, if the first pair of numbers are: 47 (red)

and 26 (black), you would see a red line filled in from the Number 47 in the Ajna Center of the Body Graph and a black line filled in from the Number 26 in the Heart Center of the Body Graph.

Each number in the body graph is called a **Gate** and represents one of the 64 I-Ching hexagrams. Each number in the two columns of your birth data translates to Gates in the Body Graph – these Gates now are **Activated**. Two Gates that connect two Centers are called a **Channel**. If you have two activated Gates that create one Channel e.g. Gate 48 and Gate 16, you have a **Defined Channel** – both sides of the gates are filled with color. Each Gate and each Channel carry a different energy.

These energies determine who you are, how you connect, react, communicate – how you orient in life. For example, Gate 48 carries an energy that is called “The Well,” Gate 16 is called, “Enthusiasm,” and the Channel from Gate 48 to Gate 16 is called, “The Wave Length: A Design of Talent”. Depending on a Channel being Defined or not, these energies have different effects.



The Shapes in the body graph are called **Centers**. A Defined Channel always Defines two connecting Centers, e.g., Gate 48 and Gate 16, as activated in the Illustration, create a Defined Channel. The Throat Center and the Splenic Center are also Defined Centers.

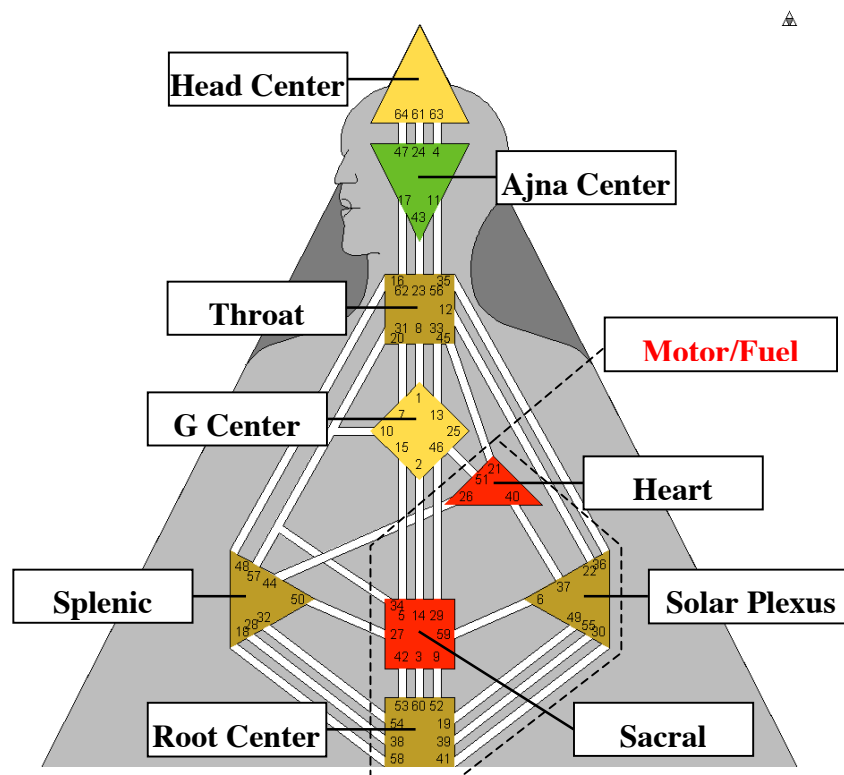
Definition

Definition shows where you have a reliable, stable moving energy pathways in your body. The Colored Centers show where you have reliable energies at work and flowing consistently within you. Each Defined Center has its own nature with variations based on the Gates activated from

that Defined Center. Activated Gates filter information coming in to the Center in a certain way. A Defined Center, thus, tells you areas of stability and consistency of responses in your life. Centers that are not colored have no Filters and thus change with the experiences you have on a day-to-day, moment-to-moment, basis. By learning how you are Designed, i.e., what is Defined or not Defined in you, and how the Definitions fluctuate over time, you have a map of how you operate in the world that shows you your true nature.

The Centers

The Centers correspond to Energetic Areas of the body akin to the Hindu Chakras and to the Sephiroth in the Kabbalistic Tree of Life. Human Design uses 9 Working Centers rather than the 7 of the Chakra system or 10 of the Kabbalistic Tree of Life. Descriptions of the main Energy Centers, their location in the body, and their functions in each of the Centers follow.



An Illustration of the Body Graph and its Centers

The Three Awareness Centers

• The Ajna Center

The Ajna Center is an **Awareness** Center; it serves as a very important hub for transforming cognitive comprehension and processing. Located in the Ajna Center are the hypothalamus, pituitary, and other autonomic nervous system structures. Because the Ajna Center functions in conjunction with Head Center to help you interpret information, you often make decisions based on this Center. Remember, the Mind is only an interpreter and, therefore, final decision-making power requires awareness of your fluctuating energy patterns (cf. also “Authority” Section, page 13).

If you have a Defined Ajna Center you are likely to be less influenced by others' than by your own preferences, predispositions, and ideas; if you have an Undefined Ajna Center you are likely to have a very flexible thinking process that is open to all possibilities and, at times, you may feel overwhelmed by mental overload.

• **The Splenic Center**

An **Awareness** Center that is responsible for your immune functioning and well being in the world. It operates instinct, intuition, and tastes, enabling you to process information to better determine what is or is not healthy for your survival. A Defined Splenic Center operates in the present moment with a gentle non-verbal sense of what is healthy and good for you or not. If you have a Defined Splenic Center you can feel good and have the capacity to maintain that good feeling even when others around you do not feel good.

If you have a Defined Splenic Center you are here to act in the Now and to be spontaneous since, in the moment, you know what is healthy and/or unhealthy for you. If you have an Undefined Splenic Center you are highly sensitive to others and to their feelings. The challenge for you is to know your energy and vibration as well as what your experiences are so you avoid taking on the feelings or vibrations of others as your own. Also, spontaneity may be a challenge since you do best when you follow your Strategy (cf. Strategy Sections pp. 11-12) and wait for clarity from there.

• **The Solar Plexus Center**

An **Awareness** Center and also a **Motor/Fuel Center** that operates in a wave and with impactful challenges, regardless of Definition because of the nature of human consciousness and human nature at this time in human evolution. If you have a Defined Solar Plexus Center your awareness operates over time and, therefore, you do well to wait for the emotional wave to pass before making any decisions or taking any action. It is important to recognize that emotional clarity only comes over time and that the wave nature of emotions is physiological.

At night when you sleep, you lose the solar plexus center and thus, gain new emotional perspectives the next day or over time. If you have Emotional Solar Plexus Definition, always sleep on things before making a decision or taking action. If you have an Undefined Solar Plexus, you are vulnerable to moods and feelings of others, and it is important to note that because you are emotionally empathic, you may be expressing an emotion that is not yours. It is important to wait out all feelings to gain clarity regardless of Definition for this reason.

The Four Motor/Fuel Centers

• **The Solar Plexus Center**

As noted above, the Solar Plexus Center is both an **Awareness** and a **Motor/Fuel** Center. It operates over time. Thus, when Defined it functions as a motor/fuel so you must be especially cautious to take time and wait for clarity through the waves of energy that activate your energy. If this Center is Undefined, be clear that you are not acting as a result of your empathy for someone else's emotional energy activations.

- **The Heart Center (Will Power and Ego)**

The Heart Center is one of the **Motor/Fuel** Centers. It is the Center that controls much of your biology and creates **Pressure** and **Fuel** for survival on the material plane, i.e., in the physical world of form. A Defined Heart Center creates a powerful force of will and energy that wants its survival known and preserved. If you have a Defined Heart Center you like to be in control of your own life and resources. You also know your own value, albeit at times, inflated. If you have an Undefined Heart Center you may not recognize your own worth and may not stand up for it. Also, with an Undefined Heart Center, making promises creates unhealthy pressure on you.

- **The Sacral Center**

The Sacral Center is a **Motor/Fuel** Center. It is the primary source of energy within you; it is the empowerment field of life. Within the Sacral Center is the genetic imperative for reproduction, intimacy, and nurturing of the species. An intimate relationship exists between this Center and the Ajna Center in transforming life force responses to human cognitive experience and making sense of it.

If you have a Defined Sacral Center you are someone who responds to things with a sense of your non-verbal affirmation in your “gut.” Words do not exist in this Center, only an internal response with a non-language sound (‘uh huh’ for yes, and ‘un un’ for no). It is only when the response is translated via the Ajna and Throat Center that words identify it. Thus, if you have a Defined Sacral Center, it is important for you to know your nonverbal responses and to wait for them to clarify before you expend any energy. If you have an Undefined Sacral Center you live with unfiltered and open non-verbal responses. You may experience frustration, because you are so open to Collective Life Force Energies present around you that you cannot easily translate into your own non-verbal response patterns. If you have an Undefined Sacral Center follow your Strategy (cf. “The Energy Types and Their Strategies,” page 11).

- **The Root Center**

The Root Center is a **Motor/Fuel** Center as well as the **Pressure** Center energizing life itself. The Root energies set in motion the way your body and mind feel pressure and process the movement of energy through you. If you have the Root Center Defined, you feel the strong pressure of this Motor and process activities in your life in line with your activated Gates. Because the Root Center is a Pressure Center, it drives you and pushes you for involvement. If you have an Undefined Root Center you do not have the pressure within you that creates stress so you may be taking stress on from others and feel pressure that is not yours. Living your Strategy (cf. “Strategy Keynotes by Type, p.11”) prevents depression that comes from unnecessary pressure in all circumstances.

The Two Pressure Centers

- **The Head Center**

The Head Center is a Center of **Pressure** that comprehends and makes sense of things in the universe. It is the Center of inspiration. When Defined the Head Center creates a mental pressure to grasp and to understand things in certain ways. When Undefined the Head Center is open to ideas and inspiration coming from all directions.

- **The Root Center**

See the Description in the Motor/Fuel Center Section (top of this page).

- **The Throat Center (The Center of Manifestation)**

The Throat Center is the Center of **Manifestation** and Communication. With 11 Gates associated with the Throat Center, it is a very important Center regardless of whether it is Defined or not. If Defined, the Gate activations determine the way you speak since connections to the Throat Center gives voice its expression.

If the Throat Center is connected (Defined) to a Motor/Fuel Center it becomes a Center that can **Initiate Action**. If you have with a Defined Throat Center you can always speak. An Undefined Throat Center creates internal pressure to communicate without the capacity to initiate speech and communication. You can, however, speak with the voice of those around you. For you, pressures on the Throat Center lead you to feel constantly under pressure to speak and it creates anxiety. You need to know that you are here to live a Strategy (cf. “Strategy Keynotes by Types,” p. 11) and to wait for an opening congruent with that Strategy.

- **The G-Center (Center of the Self/Identity Direction)**

The G-Center defines your identity. The eight leading gates in this Center set the roles for the way humans orient in life. A Defined G-Center shows the kind of direction and a sense for where you are heading in this life. It gives you a sense of a reliable self-identity in terms of your Definition. An Undefined G-Center allows you to remain open to moving in many directions in life. Take care that those around you do not sway you. If you have an Undefined G-Center who you are with and where you are in terms of your comfort tells you if you are moving in the right direction.

The Active Energy Types and Their Strategies

There are **five different Types** of Energy configurations documented scientifically on over 30,000 cases (cf. Research Verifies 5 Types in the Human Design System, by Eleanor Haspel-Portner, Ph.D., Unified Life Sciences, 2001, 2003). Each Type has to follow a unique Strategy to live a balanced and fulfilled life.

- **The Manifestor**

The Manifestor has a Channel Defined that connects one of the Motor/Fuel Centers (Heart, Solar Plexus, or Root) to the Throat Center, the Center of Manifestation. Manifestors can initiate action and both like to inform others of their intentions to act and like to be informed before others take action. When resisted in manifesting the Manifestor feels thwarted but when the energy of manifestation flows, the Manifestor feels enlivened and energized (8.0% of the population is Manifestors in Basic Human Design).

- **The Generator**

The Generator has the Sacral Center Defined but no Motor/Fuel Center reaches the Throat Center either directly or indirectly. The Sacral Center is a response Center. Thus, a Generator likes to respond to others and feels at ease when waiting for others to elicit a response through verbal or non-verbal questioning or through perception of their non-verbal responses. Often Generators feel a “gut” sense of a “yes” (“uh huh”), or “no” (“un un”). Generators feel frustration when not

asked to respond and their Strategy must be one of receptivity to respond. Because they wait to respond, they are often frustrated by not being asked. On the other hand, when a Generator does wait to respond from within, a sense of fulfillment ensues. (36.8% of the population is Generators in Basic Human Design).

- **The Manifesting Generator**

The Manifesting Generator has the Sacral Center Defined and also has a Motor/Fuel Center (which may be the Sacral Center) connected directly or indirectly to the Throat Center. The Manifesting Generator (MG) combines the characteristics of the Generator as a primary Strategy and that of the Manifestor as a secondary and important step. The MG must wait as a Generator for a response to a stimuli, but then once the response is elicited, the MG must begin the manifestation process of envisioning the action and then must remain constantly vigilant and attentive to the internal responses which give feedback as to whether the action is “correct” or not.

As a MG you must be constantly open to revising your responses and actions. Once a path is set, however, as a MG you must inform others and be informed in order to prevent frustration and feelings of being thwarted. (33.5% of the population is Manifesting Generators in Basic Human Design and 98% of the population function in daily life as Manifesting Generators).

The Open-Energy Types and Their Strategies

- **The Projector**

A Projector’s Definition (a connection between at least two centers) in the body graph connects centers other than the sacral center and no motor/fuel center reaches the Throat Center for manifestation. The Projector responds internally unless some additional connections are made that allow expression of energy to manifest. Thus, the Projector loves to be recognized and invited to contribute internally clear perceptions. The Projector presents others a screen upon which to see clear energy and thus the Projector must wait until others are able to allow that projection to be perceived. (20.9% of the population is Projectors in Basic Human Design).

- **The Reflector**

A Reflector has no Definition anywhere in the body graph. As a Reflector, you are totally Open to input from outside and move with the Energies flowing through you. You are highly sensitive and have wisdom from your Openness to all energies. At times, with the presence of others in the Auric Field, as a Reflector, you gain Definition because of the “hook ups” with others. It is, thus, through experiences in the world and with others you experience yourself and know who you are. (0.9% of the population is Reflectors in Basic Human Design). Please note that in the case of a Reflector, it is essential to know the other Layers of the Multidimensional Design Charts because many Reflectors change Type in these Layers and thus, must follow a multi-faceted Strategy. You most likely become a reflector when you sleep.

Strategy Keynotes By Type

- **Manifestor**

The Manifestor informs and wants to be informed, feels enlivened when a Strategy is respected and/or honored, and thwarted when a Strategy is not respected and/or honored.

- **Generator**

The Generator waits receptively and responsively for an internal affirmation of a response, feels fulfilled when asked for a response or when a response is accurately acknowledged, and feels frustrated when not asked for a response or when a response is not accurately perceived.

- **Manifesting Generator**

The Manifesting Generator has a multi-faceted Strategy of waiting receptively and responsively for internal affirmation of response, then envisioning the response as Manifesting, the Manifesting Generator must then revise where appropriate, then inform and be informed. When honored in Strategy, fulfillment and enthusiasm surface, but when not honored in Strategy, frustration and a sense of irritation surfaces.

- **Projector**

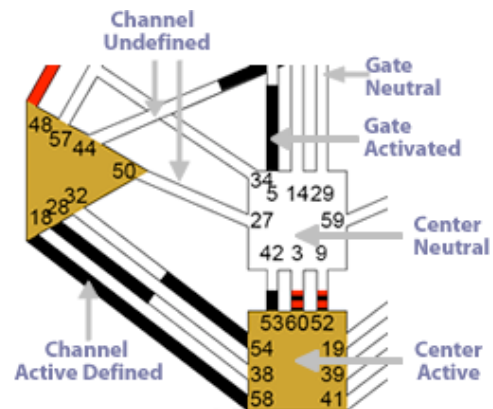
The Projector needs and desires recognition of energetic perceptions; recognition or an invitation for a projector hooks up the Projector's energy for expression. This Strategy when followed results in feeling validated, and, when not followed, results in feeling left out or bitter.

- **Reflector**

The Reflector is an open vehicle that allows for vulnerability to others and to energies that serve as conditioning fields. The Reflector Strategy allows movement and expression along with the movement of the transits and of others. The Reflector Strategy, when followed, results in a sense of being in the flow and of being disappointed, let down, or powerless when not followed.

Definitions

You have a unique Design based upon your date, time, and place of birth. In analyzing a Basic Human Design Chart, one of the things looked at is whether the Defined **Channels** connect with each other or not. You may have all your Definitions between Channels connected to each other or you may have Splits in your Design. The concept of Definition Type is used in Design as a way of describing a Chart. The construct is useful in describing a Design Chart in terms of Strategy and in managing an energetic process in daily life. Remember that you live in multidimensional energetic layers of awareness; thus, you are most likely able to make internal connections rather than being dependent on others for wholeness.



- **No Definition**

If you have **No Definition** in Type you are someone with no Channels Defined; you defined as a Reflector. You most likely gain some definitions when considered multidimensionally.

- **Single Definition**

A **Single Definition Type** applies to a Chart where there is Definition in a Channel or more than one Channel and the Channel or Channels that have Definition form one stream of connected

energies. If you are a Single Definition person at some level you are self-contained because your Definition forms a single potential of energy, reliably flows in you.

- **Split Definition**

A **Split Definition** occurs when two areas of separate Definition do not connect to each other. Because of this Split in the flow of energy if you are considered to have a Split Definition Chart, you are a person who always seeks a Bridge, i.e., a Gate or Channel that links the separate energetic Definitions together. Generally these splits are “bridged” internally.

- **Triple Split Definition**

The **Triple Split Definition** has three separate Channels of Definition in the Design Chart. These channels do not connect to each other in the Defined Channels of energy flow. You need several Bridges to connect these Defined Channels and most likely get these internally over time.

- **Quadruple Split Definition**

The **Quadruple Split Definition** has four separate Channels of Definition in the Design Chart that do not connect to each other in Defined Channels of energy flow. You may have all centers Defined but not connected to each other on any single layer of awareness.

(For statistics analysis of the frequency of occurrence of different Definition Types see, “Statistical Analysis of Definition Type in the Human Design System, Waking Design Chart,” by Eleanor Haspel-Portner, Ph.D., on the www.unifiedlifesciences.com web site, Research section).

Authority

Authority shows the area of the Basic Human Design Body Graph Chart that carries reliable energy that originates within you giving a sense of internal right and wrong. **Outer Authority** carries the ability to tell others what you think is right or wrong for them.

- **Emotional Solar Plexus Authority**

A Defined Solar Plexus always results in Emotional Solar Plexus Authority in the Chart. Depending upon the Channel Defined to the Solar Plexus, the emotional wave energy varies. The important Strategy if you have Emotional Solar Plexus Authority is patience to wait out the Emotional Wave Pattern that occurs over time.

- **Sacral (Generated) Authority**

A Defined Sacral Center but an Undefined Solar Plexus Center and no motor connection to the Throat Center results in Generated Authority. Your Sacral voice, in this instance, is a response that reflects energy toward or away from what is around you.

- **Splenic Awareness Authority**

Definition in the Splenic Center allows spontaneous operation through the Awareness of intuition, instinct, or taste; Authority coming from the Splenic Center speaks with a very quiet internal voice, once, in the present. Listening for splenic whispers is essential in finding inner balance. Splenic awareness may be Manifesting, Generating, or Projected depending on the Path of Definitions in the Chart.

• Heart (Manifestor) Authority

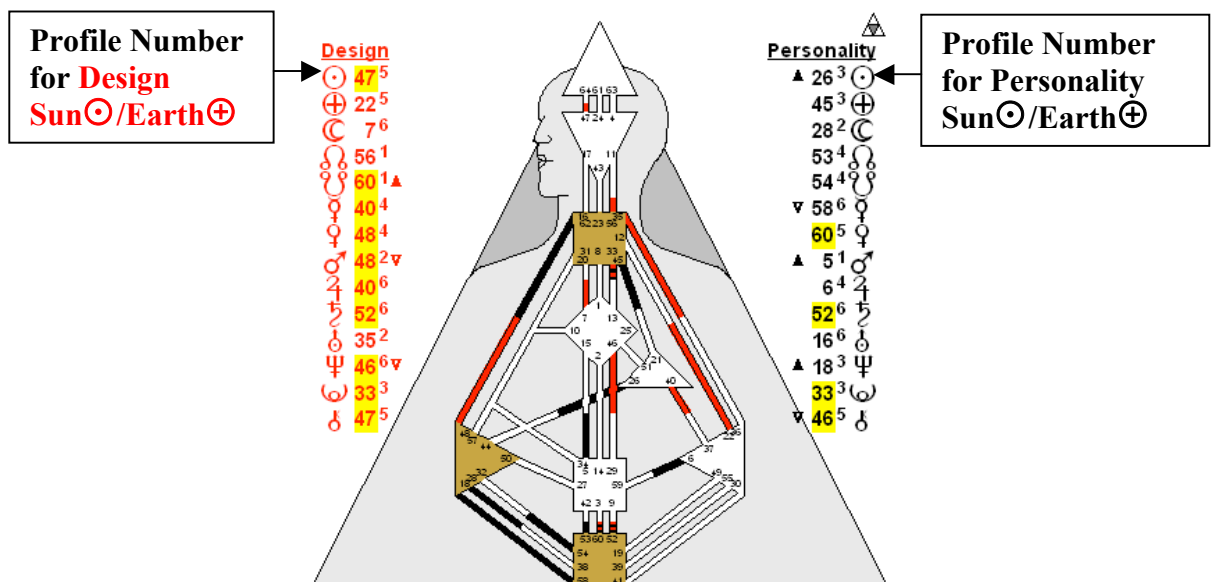
None of the other Definitions can be present in this kind of Authority; your Defined Heart Center to the Throat Center uses “personal” will to decide what you want to manifest. This Center is important in determining how your higher self manifests dominion over personality.

• Self-Projected Authority

The Self Center Defined to the Throat Center is the only active Center in this Authority. It allows you to look inward to your Self for clarity in decision-making. The mind, when Defined must be considered in terms of inner Authority, because it is influenced by what is outside of you.

Profiles

Profile refers to the numbers of the Sun/Earth configuration in an Individual’s Chart.



Basic Solar Human Design with a 3/5 Profile (Sun☉/Earth⊕=☉=26 Gate, Line 3/⊕=Gate 45, Line 3; Sun☉/Earth⊕=☉=Gate47, Line 5/⊕=Gate 22, Line 5)

A Single Definition Manifestor’s Chart

Because the Personality (birth) Calculation and the Design Calculation are 88 days apart (at an arc of 88° of the Sun), a Profile shows a structural phenomenon of the Human Design System Calculation and represents confirmation only of the structural integrity of the System not any association to content or its validity. Twelve possible Profiles seem to describe both an orientation in the life purpose of an individual and how others relate to that individual (cf. “Statistics on Frequency of Profile in the Human Design System, Basic Human Design Chart” by Eleanor Haspel-Portner, Ph.D., Unified Life Sciences, 2001, 2003. www.unifiedlifesciences.com).

The 12 Profiles and Keyword

Profiles are important when determining how a particular Sun/Earth position impacts you and is called in Basic Human Design, the Incarnation Cross. In Noble Sciences Sacred Synthesis, the

term, Pattern of Orientation is used. The Profiles show the combination of I-Ching Hexagram lines occupied by particular planetary positions.

- **The 1/3 Profile**

Foundational, introspective, and security oriented with a tendency toward Exploration/Interactive trial and error in finding your base.

- **The 1/4 Profile**

A secure foundation in relationships to others and to the world comes through responses to and perception of how you can move through your process with awareness of how you are perceived, i.e., you responds to others' perception of you.

- **The 2/4 Profile**

Although you like privacy and solitude, you seek opportunities to engage with others. You move through and develop new ways of perceiving through interaction with others.

- **The 2/5 Profile**

You protect your reputation as you develop and move toward practical, creative solutions that are transpersonal world and worthwhile.

- **The 3/5 Profile**

You explore your world through trial and error to find what is worthwhile to stand up and seek creative solutions that make a contribution larger than yourself.

- **The 3/6 Profile**

Your experiences of trial and error exploration lead you to guiding others as a role model of inspiration and transformation.

- **The 4/6 Profile**

You observe ways to intervene in situations so you find what is of value to communicate to others in the process of transformation.

- **The 4/1 Profile**

You are find your way of being secure and serve as good teachers.

- **The 5/1 Profile**

Your sense of introspection and need for a secure foundation brings practical knowledge through your creative solutions.

- **The 5/2 Profile**

When self-motivated you develop awareness and rise to the high expectations placed upon you.

- **The 6/2 Profile**

You stay within yourself during the first part of their life until you feel that your internal process is a role model for others and can transform them.

• The 6/3 Profile































You become a role model because you explore many things until you find what works in the world. You are a role model from your own experiences.

Summary

With knowledge of your Basic and Multidimensional Human Design Charts, you can change your life. If you learn about your Basic Type and how you change across multiple layers of awareness, you can start using your Strategy (cf. The Energy Types and their Strategies). You will see the impact of Multidimensional Human Design on your life. Although this Field has new language and many terms that may, at this time, be confusing to you. Look at several Charts of people you know well, e.g., family and friends. You will easily see how much the basic information coupled with the visual Body Graph shows. Begin using the knowledge gleaned through your Free Basic Chart and call Eleanor at (310) 230-7787 for your introductory Free Multidimensional Human Design coaching session. Experience the power of this tool yourself.

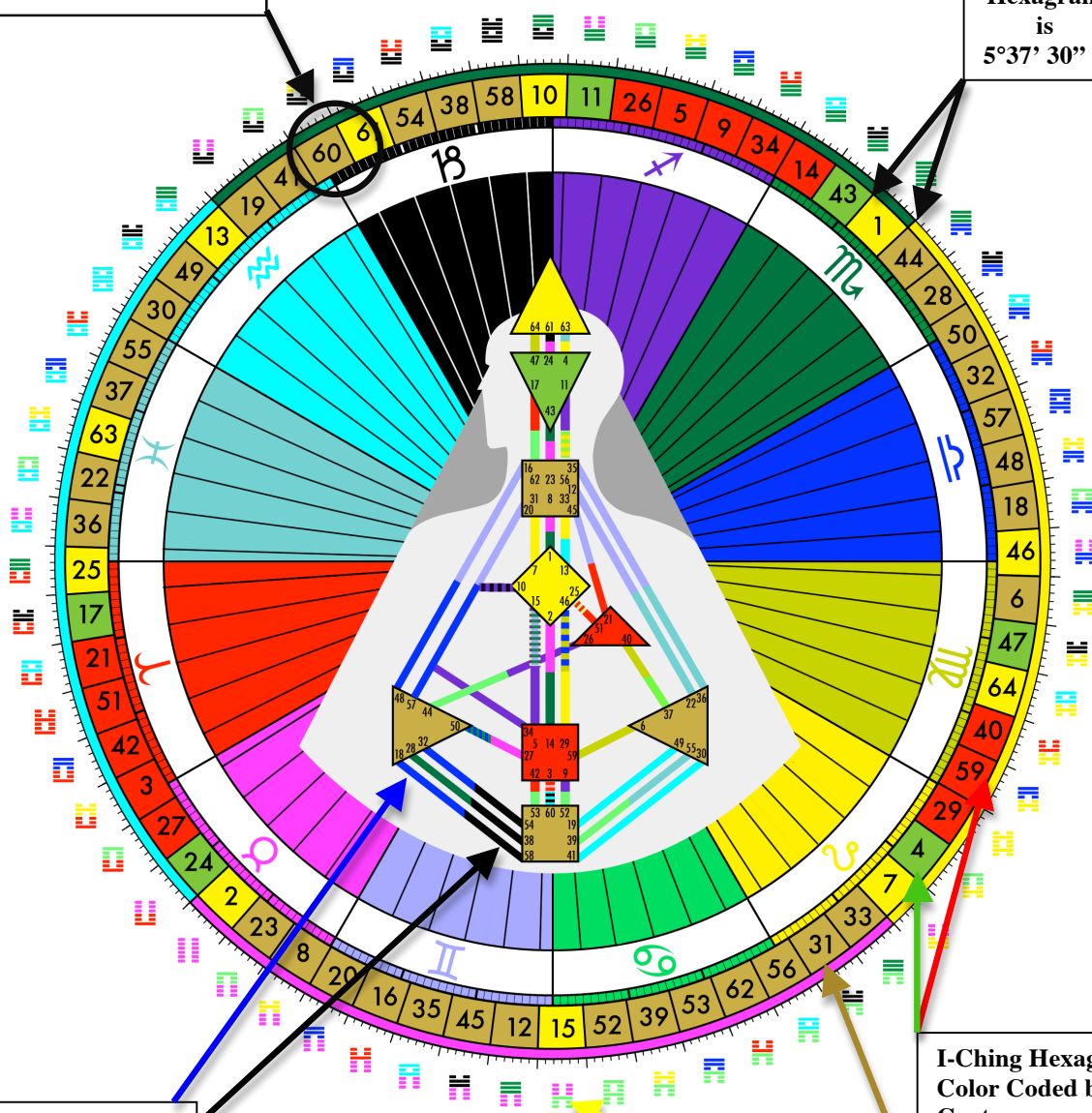
Appendix

Astrological Signs are Color Coded Trigrams Color Coded to Astrological Sign

	Sign		Planet		Trigram	Keynote
	Aries		Mars			Thunder
	Taurus		Venus			Earth
	Gemini		Mercury			
	Cancer		Moon			Mountain
	Leo		Sun			Water
	Virgo					
	Libra					Wind
	Scorpio		Pluto			Heaven
	Sagittarius		Jupiter			
	Capricorn		Saturn			Lake
	Aquarius		Uranus			Fire
	Pisces		Neptune			

Some gates are split between signs. For Example gate 60 is in Capricorn and Aquarius

Each Hexagram is 5°37' 30"



Gate Activation, Color Coded By Astrological Sign (64 Gates)

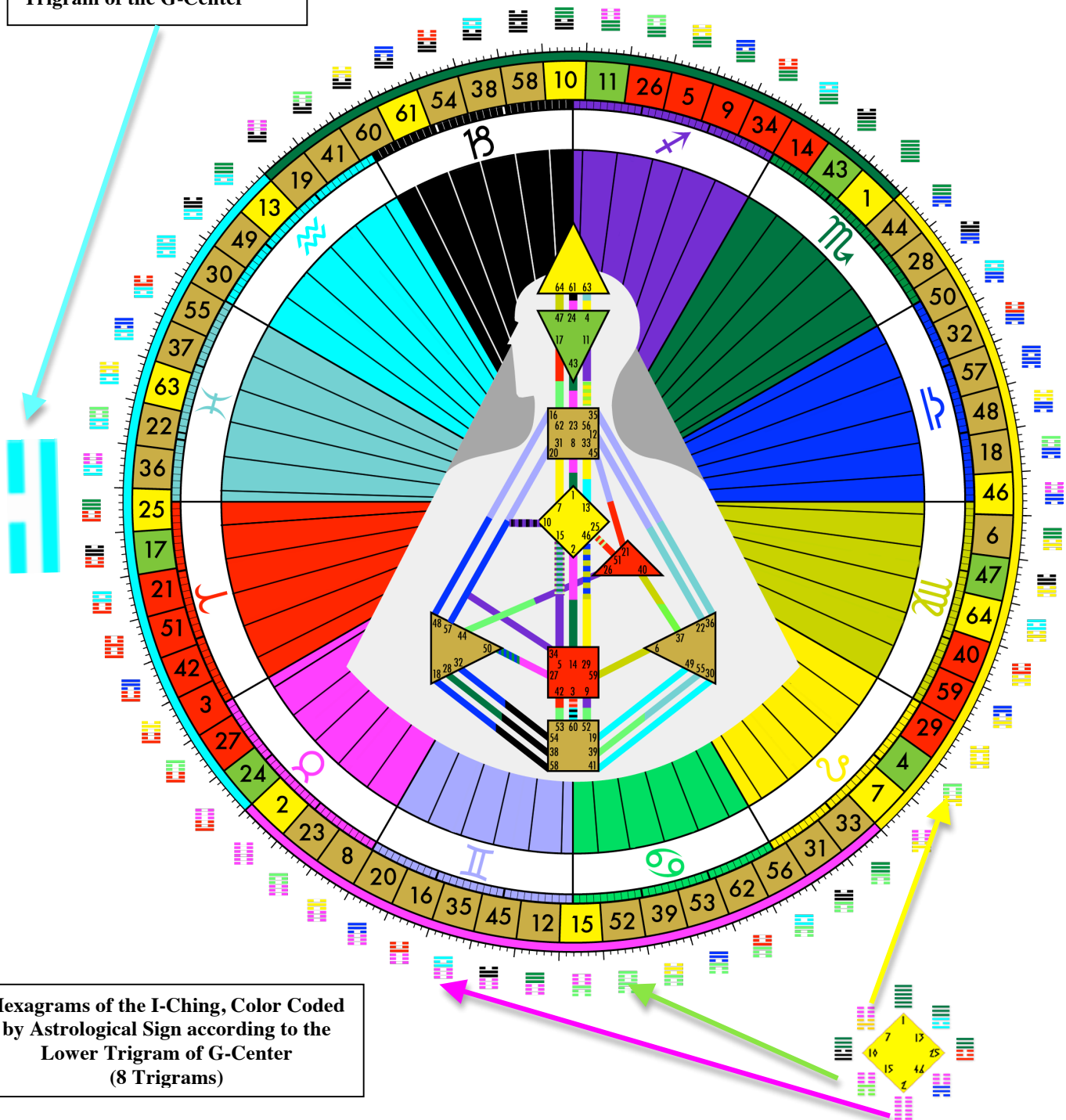
For example **Blue** for **Libra** and **Black** for **Capricorn**

I-Ching Hexagram Color Coded by Center

For Example,
31 – Gold – Throat
15 – Yellow – Self
4 – Green – Ajna
59 – Red – Sacral

The Human Mandala (64 Gate Matrix)

Pattern of Orientation of the
4 Quarters based on Line 1 &
2 of each Hexagram, Color
Coded by Astrological Sign
according to the Lower
Trigram of the G-Center



**The Human Mandala
(64 Gate Matrix)**

* References

- *“Revised Research Verifies 5 Types in the Human Design System.” Eleanor Haspel-Portner, Ph.D. Unified Life Sciences. August. 2001, 2003.*
- *“Type Distribution in the Triple Design Matrix.” Eleanor Haspel-Portner, Ph.D. Unified Life Sciences. August. 2001, 2003.*

Note: This paper, first published in 2004 by Unified Life Sciences, shows the origins and development of work that evolved into Noble Sciences Sacred Synthesis. It is published in its original form to preserve the integrity of the material and so readers have a sense of the roots and complexity of Noble Sciences Sacred Synthesis. Eleanor Haspel-Portner, Ph.D., July 25, 2009, Pacific Palisades, CA.

About the Author

Eleanor Haspel-Portner, Ph.D. passionately synthesizes esoteric wisdom and scientific discovery. With her Ph.D. from The University of Chicago, Department of Comparative Human Development, Eleanor is uniquely qualified to integrate Social Sciences (psychology, biology, anthropology, sociology) Research with a wide array of esoteric studies.

Through the principles and tools she developed and validated at NobleSciences.com, Eleanor helps people transform their lives. Throughout thirty-five years of private practice work as a coach and clinical psychologist, Eleanor worked with thousands of individuals, couples, and groups to synthesize life experiences in practical ways for living healthy, successful, and creatively fulfilling lives.

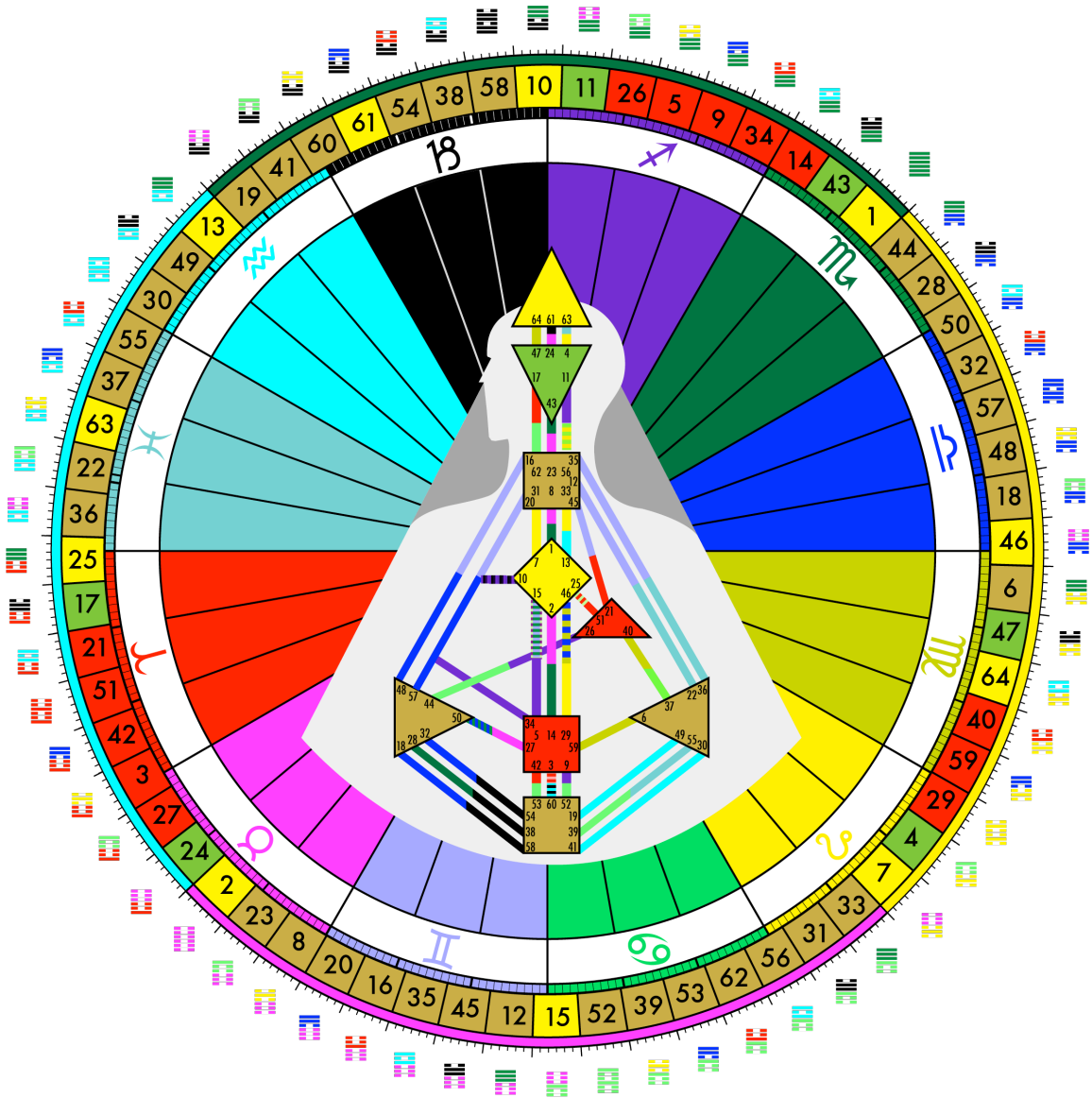
About Noble Sciences

Noble Sciences mission is to verify and scientifically document the Multidimensional Human Design knowledge created, developed, and researched by Eleanor Haspel-Portner, Ph.D. Noble Sciences evolved from work begun at Rave Life Sciences in 1999 by Eleanor, Marvin Portner, M.D., and Ra Uru Hu who partnered with Eleanor and Marvin to verify the Human Design System.

Based on the statistical research completed on over 45,000 cases, Eleanor expanded the Human Design System correcting some of its erroneous hypotheses, expanding its calculations, and verifying additional layers of consciousness, and their ways of operating in developing human personality. Multidimensional Human Design, Unified Life Sciences, and Noble Sciences are Eleanor’s proprietary system. She has not authorized any teachers or licensed the use of her system to date.

Acknowledgments

This Introduction to The Human Design document benefited greatly from input of several individuals. Charles Haspel and Cindy Smith continue to add immeasurably to the graphic and user interface in all Unified Life Sciences work. Erik Memmert adds support through his Computer program, without which none of this work would be possible.



The Mandala of Synthesis

Contact information:
Eleanor Haspel-Portner, Ph.D.

(310) 230-7787

www.unifiedlifesciences.com

www.noblescience.com