


GENESIS II CHURCH HEALTH MINISTER TRAINING





GENESIS II CHURCH

CHURCH OF HEALTH AND HEALING

founded by: Archbishop
JIM HUMBLE



cofounded by:
Archbishop
MARK GRENON





HEALTH SACRAMENTS

developed by Archbishop JIM HUMBLE

CDS and **PARASITE PROTOCOL** developed by: Archbishop
ANDREAS KALCKER

AUTISM PROTOCOL developed by:
Archbishop **KERRI RIVERA**





Presentation created by: Bishop Kashambra (Chava Carmen Finkelman)

For all the Reverends and Health Ministers of the **GENESIS II CHURCH** who attended a basic **Health minister training** and would like to start to teach can teach with this presentation in an easy way and thus become **BISHOP**.

We thank Jim from the bottoms of our hearts for his hard work to enable us **taking responsibility** of our own health and recover.
JIM WE LOVE YOU! THANK YOU!





SOME STATISTICS

- More than **one million people** in the **US** alone have at least tried **MMS**.
- **Thousands** of **people** have **manufactured** it in their **homes** and are providing it to many people.
- **Thousands** of people are **selling** it after buying it from someone.
- More than **4 million bottles** of **MMS** have been sold in the **USA** and other countries.



SOME STATISTICS

- More than **10 million people** throughout the world have used **MMS** and because most of the people who take **MMS** have **diseases** or **health problems**, it is estimated that well over **200 thousand lives** have been **saved**.
- **MMS** is being **manufactured** in most **European countries**, and in **South Africa, Australia, Canada, Mexico** and of course, the **US**.
- The **Australian, Canadian, Italian, New Zealand, German, Israeli** and **Spanish** governments have **banned** the **sales** of **MMS**, but that has not slowed the **sales** down. It merely pushes them underground.



FACTS ABOUT THE MMS BOOKS

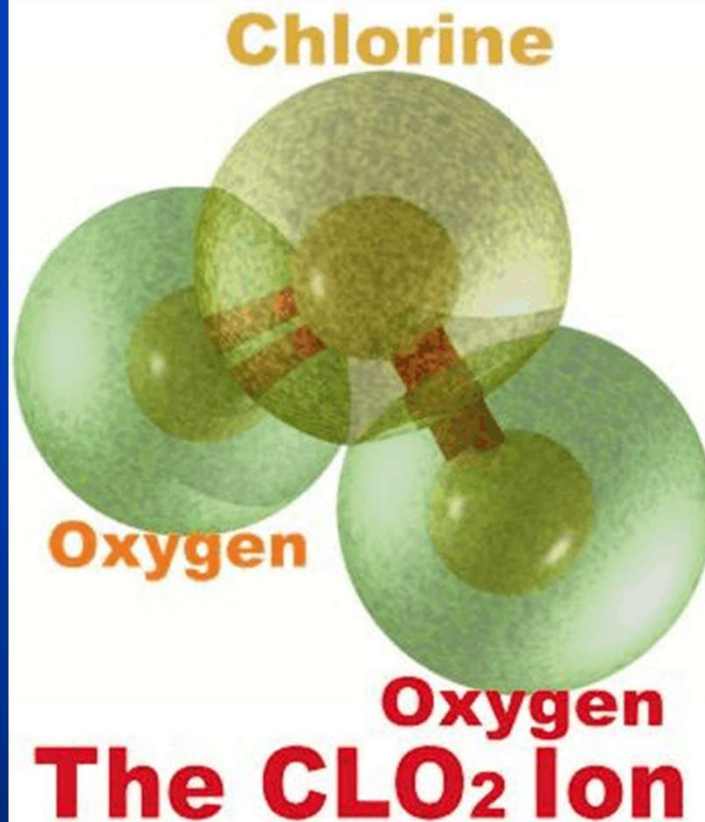
- Jim has sold over **50,000 copies** of his book (in English), *The Miracle Mineral Supplement of the 21st Century*.
- More than **5 million** free E-Book 1 copies have been downloaded.
- It has been **translated** into: German, Polish, Spanish, Croatian, Lithuanian, Austrian, Ukrainian, Czech, Turkish, French, Korean, Russian and Japanese.
- All of these are being sold at this time and other **translations** are almost finished.
- The German **book** has sold more than **100,000** copies.



JIMS FIRST MMS BOOK


Breakthrough

The Miracle Mineral Solution





JIMS SECOND MMS BOOK





THE DIFFERENCE BETWEEN THOSE BOOKS





IMPORTANT DETAILS TO KNOW

- **cc's** and **ml's** measures the same
- **1ml** contains **20 drops** of liquid
- **1 ounce** (oz) contains **30ml**
- **MMS** means **activated** and **not activated MMS**
- **MMS 1** - same as above
- **MMS 2 - Calcium Hypochlorite**
- **HCL (HCl) - Hydrochloric acid** - a solution of hydrogen chloride in water
- **CDS - Chlorine Dioxide Solution**



IMPORTANT DETAILS TO KNOW

- **CDI** - Chlorine **D**ioxide **I**njectable
- **CDH** – Chlorine **D**ioxide **H**olding (Solution)
- **ppm** - **P**arts **p**er **m**illion
- **pH** - **P**otential of **H**ydrogen 0-14. It means the amount of hydrogen ions and hydrogen oxygen ions. Hydrogen ions are indicated 0-7 and hydrogen oxygen ions are indicated 7-14. Less than 7 is acidic, 7 is neutral, greater than 7 is basic or alkaline
- **DMSO** - **D**imethyl **s**ulfo**x**ide
- **AZ** - **A**ztec clay, Bentonite, Montmorillonite
- **DE** - **D**iatomaceous **E**arth



WHAT IS MMS?

- Initials of **Master Mineral Solution**
- **MMS** is an **oxidizer** (**not** a bleach)
- **Water** with **chlorine dioxide** along with **table salt** and other **trace neutral chemicals** – **non** of which are considered **poisonous**.



WHAT IS MMS MADE OF?

- **SODIUM CHLORITE** powder/flakes **80%**.
- This is the **highest percentage** you can get.
- **THE OTHER 20% ARE:**

19% sodium chloride (table salt)

1% different chemicals including **sodium hydroxide**, **sodium carbonate**, **sodium bicarbonate** and a few others – **non** of which are considered **poisonous**.



CAN MMS HEAL OR CURE THE BODY?

- **NO! MMS cannot heal or cure** the **body** of any health **problem**.
- It **may** or **may not** kill **pathogens** in the **body without** the **body's control**.
- Once the **germs, pathogens, or poisons** are **destroyed**, **healing** can take place at a much faster rate.
- This is why **healing** in so many parts of the **body** seems to happen so much faster.
- It is **not** that the **MMS** has healed anything.
- **It cannot!!!**



CAN MMS HEAL OR CURE THE BODY?

- But it can give a **boost** for **healing** to take place through increasing the **mitochondrial potential**.
- **Mitochondria** is a membrane enclosed structure found in our **body cells**.
- One of their functions is to **supply cellular energy**.
- You could look at it as an **electric generator**.
- When **switching of** the **electricity** the **cell** is in the **dark**.
- As it receives **MMS**, the **mitochondrial potential** increases.



CHEMICAL STRUCTURE OF MMS

- **SODIUM CHLORITE** = **NaClO₂** with **water** made into a **22.4%** solution.
- **ClO₂** is generated from **NaClO₂**.
- **NaClO₂** is high **alkaline** with **pH 13**.
- **NaClO₂** is a very **stable chemical**. **Powder** or **flakes** stored in airtight containers can be usable for more than **20 years**. **Sodium chlorite** as a **solution** more than **5 years**.



CHEMICAL STRUCTURE OF MMS

- The **chemical** of **MMS** has been used since 100 years to kill viruses and all other known pathogens in **hospital floors** and **benches**, in **animal slaughter houses**, on **vegetables** in **farm food distribution centers** and in **water supplies** for more than 70 years **without killing beneficial bacteria**.
- It does **not harm** the **human body** and its **beneficial bacteria** in any way when used in **therapeutic** amounts.



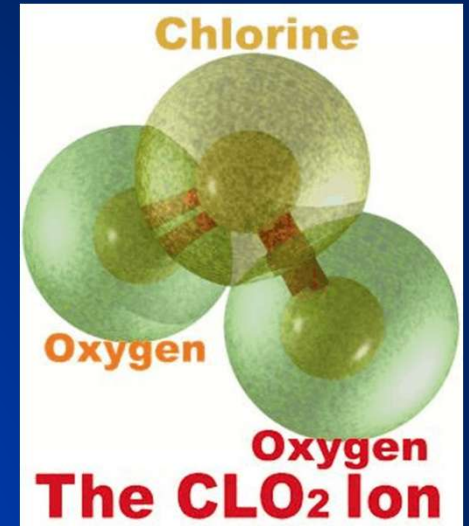
MAKING CHLORINE DIOXIDE

- **Chlorine dioxide** is generated from **sodium chlorite** **immediately** when citric **acid** or most any other **acid** is added.
- The **acid** brings the **pH** down to **acid condition** causing the **NaClO₂** to become **unstable** and to release **chlorine dioxide**.
- The more **acid** added, the more **chlorine dioxide** is released, and at a faster rate.
- In **water** and **saline solution** it can be generated by adding the **sodium chlorite** and leaving it for **12 hours** till use.



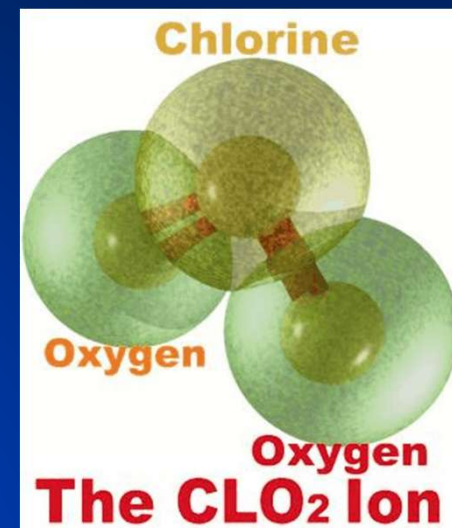
CHEMICAL FORMULA of CHLORINE DIOXIDE

- **Chlorine dioxide** is the active ingredient in **MMS** after it is activated by **acid**.
- Chemical formula **of chlorine dioxide = ClO₂**
- **1** atom **chlorine = Cl** and **2** atoms **oxygen = O₂** are in a **molecule of chlorine dioxide**.
- The **3 atoms** are held together by **electrons** to form the **molecule of chlorine dioxide**.





CHEMICAL FORMULA of CHLORINE DIOXIDE



- **Chlorine dioxide** is a gas.
- **MMS** is in most cases used as **ClO₂ gas** dissolved in **water**.
- **ClO₂ gas** can also be used directly on the **skin**, in the **mouth** and as **disinfection** in **rooms**.
- **Chlorine dioxide** is one of the most effective **killers** of **pathogens** such as **bacteria**, **molds**, **fungus**, **viruses**, **biofilm** and other **disease** causing **microorganism** and **toxins**. It also removes **heavy metals**.



CHLORINE DIOXIDE

- The molecule of **chlorine dioxide** was first discovered by **Sir Hymphrey Davy** in 1814.
- Archbishop **Jim Humble** discovered **MMS** in 1996.
- Today several **patents** exist for healing various ills with it.
- Archbishop **Andreas Kalcker** Phd mentioned some of them....



CHLORINE DIOXIDE PATENTS

- 1. Nontoxic antiseptic (Pat. 4035483/1977)**
- 2. For combatting human amoebas (Pat. 4296102/1981)**
- 3. For treatment of severe burns (Pat. 4317814/1982)**
- 4. For curing all types of illness of the skin (Pat. 4737307/1988)**
- 5. For the regeneration of bone marrow (Pat. 4851222/1989)**
- 6. For disinfecting live blood (Pat. 5019402/1991)**



CHLORINE DIOXIDE PATENTS

- 7. Against infections caused by bacteria (Pat. 5252343/1993)**
- 8. To stimulate the immunological system (Pat. 5830511/1998)**
- 9. For curing injuries more rapidly (Pat. 5855922/1999)**
- 10. To stimulate the immune system in animals (Pat. 6099855/2000)**
- 11. For all types of oral care (Pat. 6251372B1/2001)**
- 12. Treatment of Alzheimers, dementia etc.
(Pat.8029826B2/2011)**



MAKING A 3 DROP DOSE





MAKING A 1-3 DROP DOSE

- Place in a dry clean cup **1-3 drops** of **MMS** and the **same amount** of drops **50% citric acid** or **4% HCL**.
- Mix them by **swirling** the cup around.
- Wait **20-30 seconds** till it becomes to a golden brown color.
- **Add water** and drink. Usually **4 ounce = 120ml** but you may use from **1-8 ounces = 30-240ml**.



MAKING A 1-3 DROP DOSE

- Instead of the **acids** mentioned above you could use **lemon juice, vinegar** or **10% citric acid**. From these acids you will have to place **5 drops** on **1 drop** of **MMS** and wait **3 minutes** to **activate** it before you **add water**.
- Using **CDS** instead you would take **1ml** of **CDS 3000 ppm** to make a 3 drop dose. **CDS** does **not** need to be **activated**, has **better taste** and we often get **superior results** with it.



MMS KILLS BY OXIDATION

UNDERSTANDING OXIDATION

- **Oxidation** is a process by which **substances** are **destroyed**.
- The **electrons** that hold a **substance** together are **pulled of** by the **oxidizing chemical**, the **substance flies apart** and basically is **destroyed**.

Let's take a deeper look...



UNDERSTANDING OXIDATION

1. All matter is **constructed** of **Atoms**.
2. **Atoms** are combined in various ways to **create molecules**.
3. Everything you see is **constructed** of **molecules** including various **disease** causing **pathogens**.
4. To **destroy** a **pathogen** we must **destroy** some of its **molecules**.

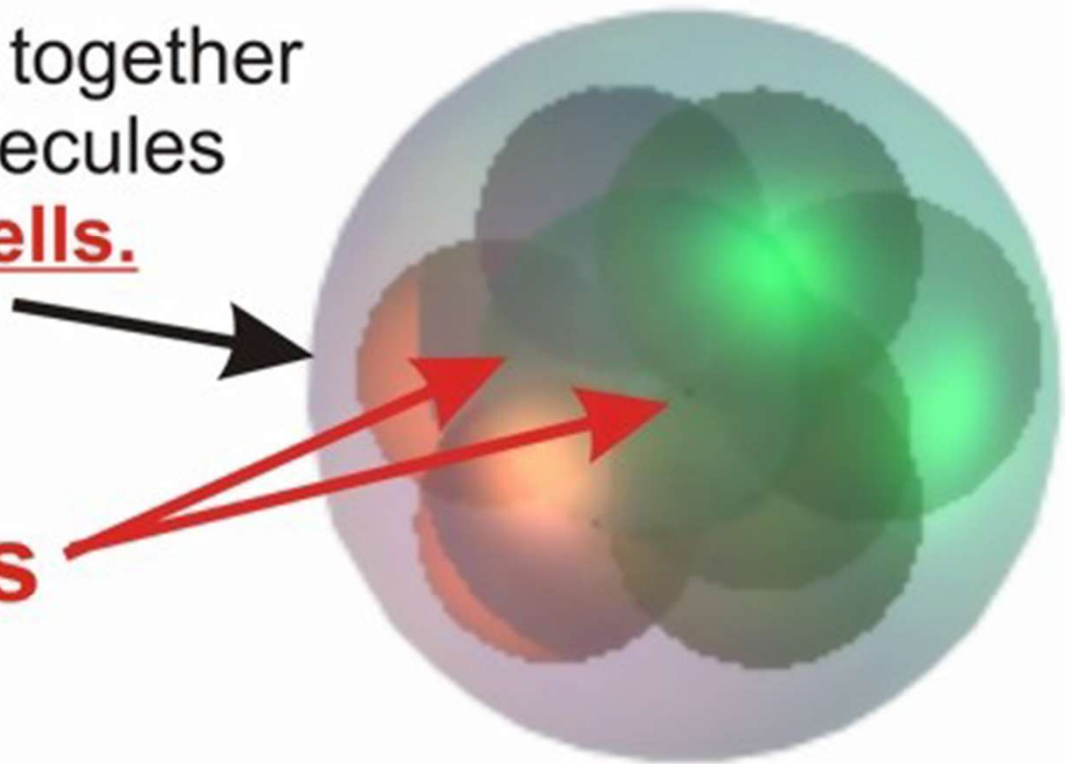


UNDERSTANDING OXIDATION

Atoms are held together to make up molecules by electron shells.

Atoms

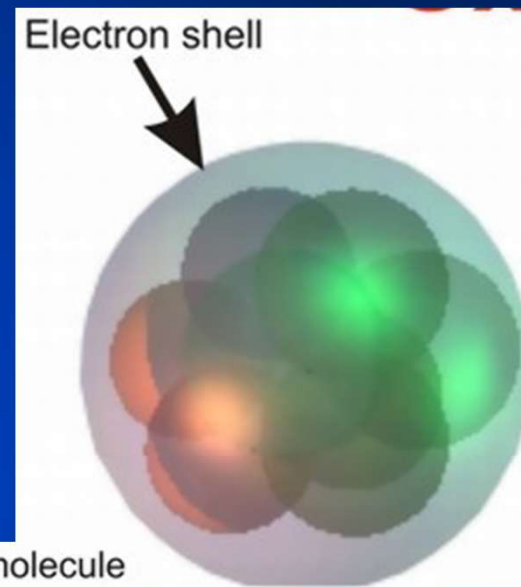
Molecule




All of the balls inside of this molecule are shown to represent **atoms**.


OXIDATION

- We can **destroy** the **molecule** by removing the **electron shell**.
- This is accomplished in nature or chemistry by **drawing** the **electron shell** off of the **molecule**.
- This is done with one of a series of **chemicals** known as **oxidizers**.
- **Oxidizers destroy** other compounds and in the process are **themselves changed**.
- The **electrical charge** of attraction of the **oxidizer molecule** is what **draws** the **electron shells** away.



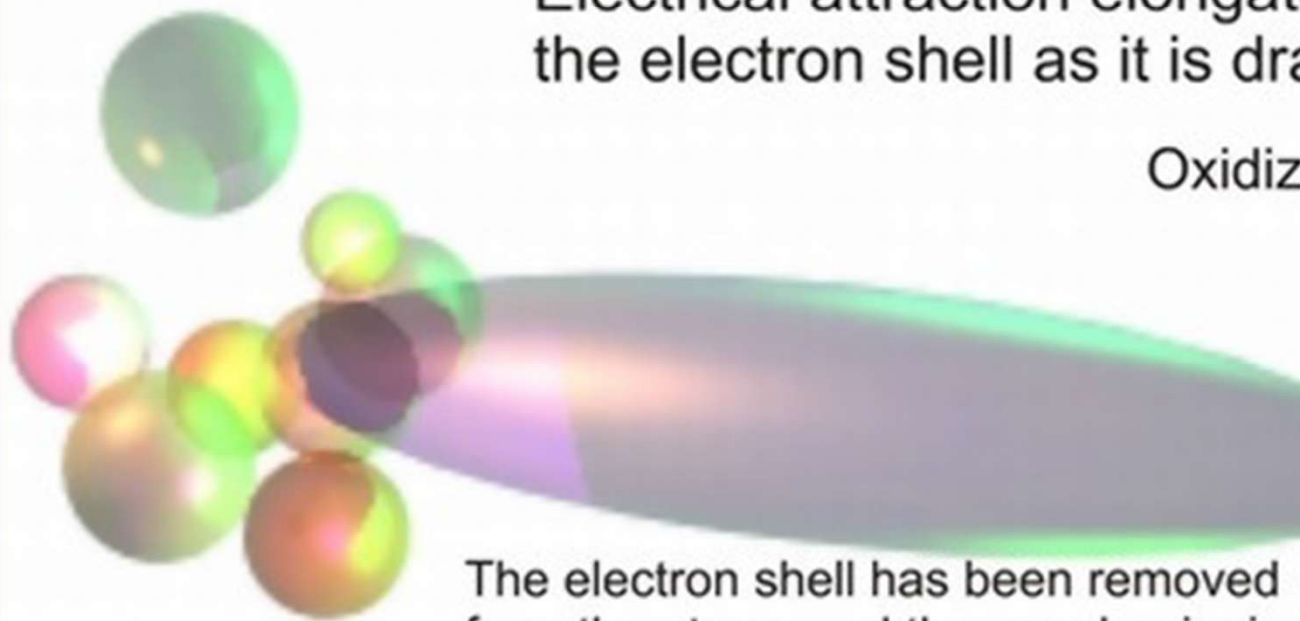
Oxidizing Chemical molecule



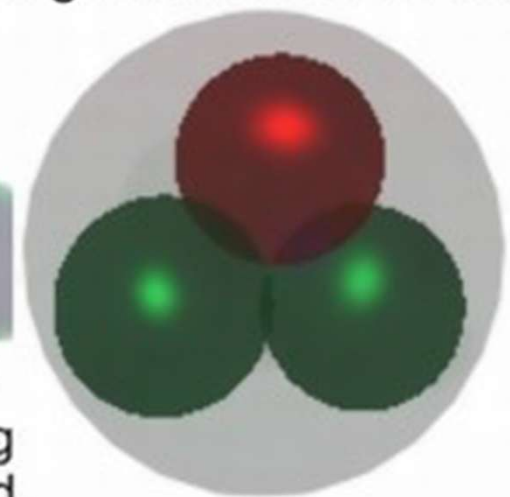


Electrical attraction elongates the electron shell as it is drawn away.

Oxidizing Chemical molecule



The electron shell has been removed from the atoms and they are beginning to fly apart. The molecule is destroyed.





OXIDATION WITH CHLORINE DIOXIDE

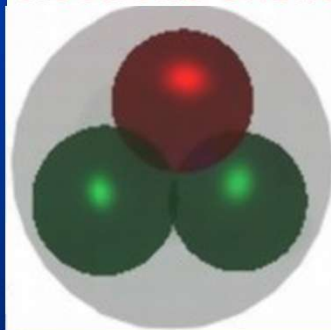
Molecule

This molecule represents one of the many molecules in the skin of a pathogen

Atoms

This is the electron shell of the molecule in the pathogen. The shell is starting to be elongated as it is drawn to the ClO₂ ion below.

ClO₂ Ion
can accept 5
electrons shells





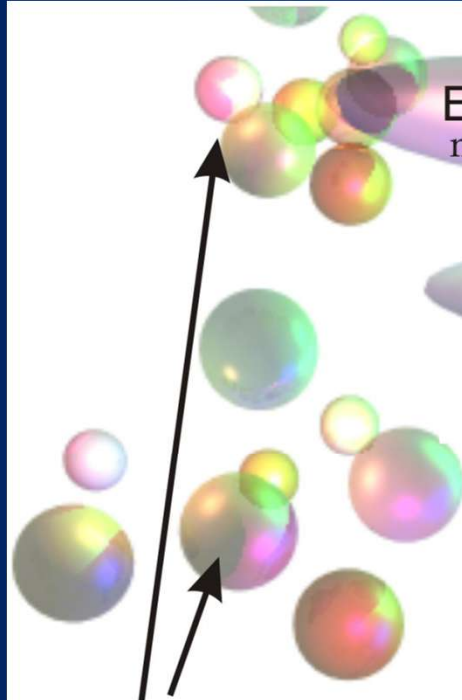
CIO₂ Ion
can accept 5
electrons shells

Elongated electron shells
have been pulled off of
molecules. One CIO₂
ion can accept 5 such
electrons.

Electron shell
moves to the CIO₂ ion


Electron shell
moves to the CIO₂ ion

Electron shell
moves to the CIO₂ ion

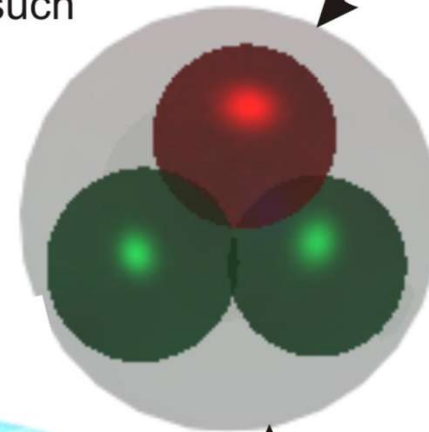


Atoms that have been
released from molecules
begin to fly apart.

chloride
A negatively charged
atom of chlorine




Chloride, the basic form of table salt,
consists of a negatively charged ion
of chlorine which will pick up a ion
of sodium to make table salt and cannot
cause side effects.



The CIO₂ ion is destroyed
by the charge of the electron
shells and the result is just
plain old table salt (**chloride**)
and discharged oxygen.

2 Discharged Oxygen Atoms



Oxygen becomes a part of the water
or part of carbon dioxide in the body.
They cannot oxidize things.



WHY IS IT THAT MMS DESTROYES ONLY PATHOGENS AND NOT BODY CELLS ?

- Because of its **electrical charge**.
- **Electrical charge** is usually measured in **volts** or **millivolts**.
- Scientifically stated **ORP = Oxidation Reduction Potential**
- Simply stated **Oxidation potential** and even more simply **Oxidation strength**.
- Different **oxidizing chemicals** have different **oxidizing strength**.
- The **oxidation strength** refers to the amount of **electrical charge of attraction** that an oxidizer has, to draw away the **electrons** holding another substance together.

Let's take a deeper look at them!



OXIDATION POTENTIALS

OZONE



- **Strongest oxidizer** known with an **oxidation strength** of **2.07 volts**.
- **Ozone** can **oxides** anything in the world including your **body**.
- **Ozone** can not only **kill pathogens**, it can do **damage** to your **body** as well.
- **Ozone** is short lived, but while it is active it is a **powerful oxidizer**.

Ozone Molecule



There are 3 oxygen atoms in the shell.

Oxidation strength is 2.07 volts



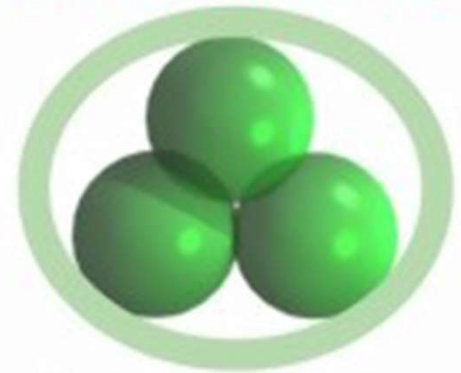
OXIDATION POTENTIALS

OZONE



- You can see in the **ozone molecule 3 oxygen atoms** slammed together using **high energy**.
- In the body it gets used up fast, because it **oxidizes** everything in sight.
- That's why it **cannot penetrate** really deep into the tissues.
- It gets used up **destroying tissues** as well as **pathogens** that happen to be there.

Ozone Molecule



There are 3 oxygen atoms in the shell.

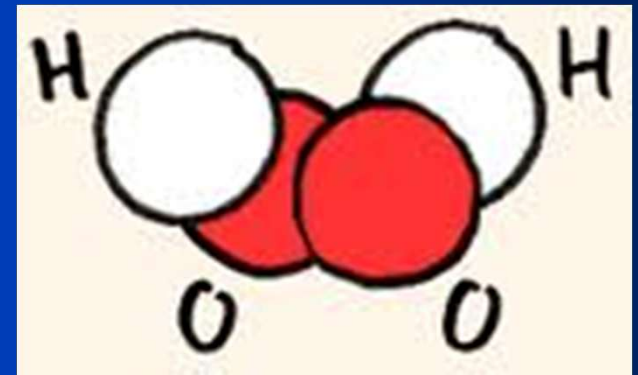
Oxidation strength is 2.07 volts



HYDROGEN PEROXIDE

- In this **molecule** there are **2 atoms** of **Hydrogen**

and **2 atoms** of **Oxygen** =

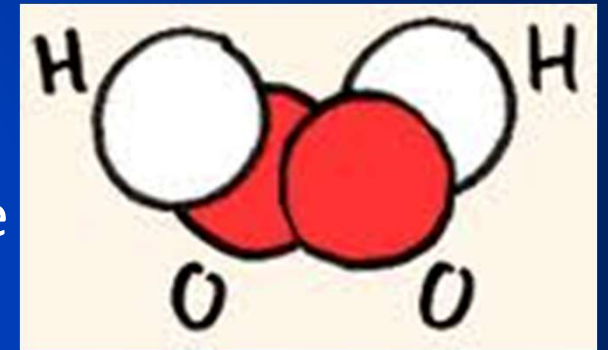


- Hydrogen peroxide** is the **second strongest oxidizer** with an **oxidation potential** (strength) of **1.8 volts**.
- Cannot penetrate** deeply enough into the **tissues** to get to the places where **heavy metal compounds** and **pathogens** are hidden.



HYDROGEN PEROXIDE

- Cause its **tendency** to **oxidize** some of the **body cells** or other **body items** before **reaching** the **metals** and **pathogens** (same with **ozone** and **oxygen**), thus getting **used up** before reaching them.
- **Hydrogen Peroxide** is **killing** the **beneficial bacteria** and **fauna**.
- **Jim** recommends both, **Hydrogen Peroxide** and **Ozone** to retire.






OXYGEN



Oxygen Molecule



There are 2 oxygen atoms in the shell.

Oxidation strength is approximately 1.30 volts.

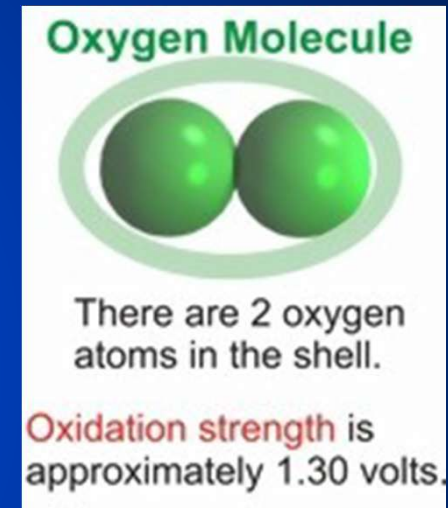
- **Oxygen** is in the air we breath.
- **Oxygen oxidizes** hundreds of **poisons** that our **bodies** generate each day.
- If one does not get enough oxygen the resulting **poisons** first **destroy** the **brain**.
- Ideal **oxidation strength** of **1.30 volts**.
- This **strength** cannot **destroy tissues** of the **body** except under exceptional conditions.



OXYGEN



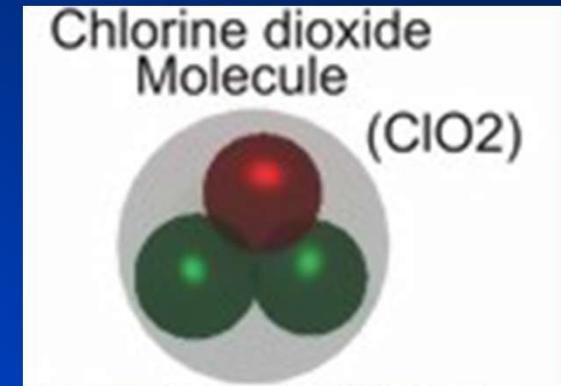
- This **oxidation strength** can **destroy** all of the **poisons** generated by a **healthy body** and many of the **poisons** generated by a **sick body**.
- All **oxygen** is found as **oxygen molecules** as shown on the picture.
- We do not breath single **oxygen atoms**.
- We breath in **oxygen** and breath out **carbon dioxide**.
- **Carbon dioxide** has the used up **oxygen** attached as **dioxide**, so we actually breath out as much **oxygen** as we breath in.
- The reason why it is not totally as much is because is because **oxygen** also **combines** with some things in the **body** as well as **tearing poisons apart**.






CHLORINE DIOXIDE

- Chlorine dioxide – ClO_2 has an oxidation strength of positive 0.95 volts.
- Tissues can withstand higher than 1.30 volts oxidation potential of oxygen.
- Now we can see why ClO_2 can kill pathogens and not harm the body.
- If Oxygen doesn't do damage to the body, then ClO_2 positively won't do damage cause its oxidation strength is way below oxygen.






CHLORINE DIOXIDE



- **Pathogens** are **anaerobic microorganisms**, they are the only **non oxygen using** organisms in the **body**.
- Since they don't use **oxygen**, they haven't developed a **resistance** to **oxidation**.
- The **cells** of the **tissues** and **organs** of the **body** are also **positive** charged (mostly 0.09 volts).
- Mostly **positive** charges **repel** one another.



CHLORINE DIOXIDE



- **Positive** and **negative** charges **attract** one another.
- **Virus, bacteria, yeast, fungus** and other **harmful microorganisms** are **negative** charged.
- **ClO₂ kills viruses** in a **different** way. It prevents the formation of the **special virus proteins**, thus resulting in the **destruction** of the **virus**.



KILLING VIRUSES

- **Viruses** are **thousands** of times **smaller** than other **organisms**.
- **CLO2 kills viruses** in a **different** way than it **kills** other **organisms**.
- Both **viruses** and the entire **body** are **constructed** mostly of **protein** (and **water**).
- The **body creates** tens of thousands of **special proteins** for various jobs – it grows by **forming proteins** in **organs** and **tissues** such as **muscles**.



KILLING VIRUSES

- Each **body** part **requires** a number of **different proteins**, and **viruses depend** on some of these **proteins** for their **growth**.
- These **special proteins cannot form** in the presence of **chlorine dioxide**.
- Their **formation** is **prevented** by the **oxidation electrical potential** that **chlorine dioxide** exerts on its immediate environment.
- The **chemical reaction prevents** the **growth** of the **special proteins** that make up the **viruses**, and eventually when the **virus cannot grow**, it **dies**.



VIRAL LOAD READINGS

- Should you have a **viral load test** done for anything before you are completely well, it will read **extremely high**.
- ♦ **Viruses** that cause **HIV** and **Hepatitis C** attack the **white blood cells**. These **cells** become **filled** with viruses.
- ♦ The presence of **MMS** in the **blood** causes the **viruses** in the **white blood cells** to **multiply faster** and the **cells explode**, distributing the **viruses** through the **blood** and thus drastically **increasing** the **viral load** reading.
- ♦ As long as **MMS** is present, the **white blood cells** with **viruses** inside continue to **explode, increasing** the **viral count** only until all such **cells** are **killed**.



VIRAL LOAD READINGS

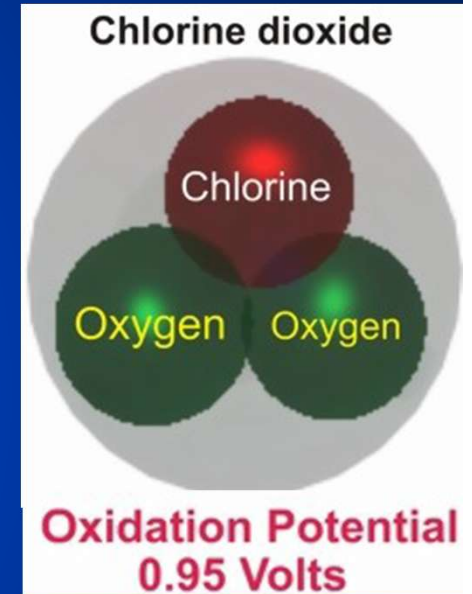
- Then the **viruses** in the **blood die** because their **special proteins cannot** form while **MMS** is present.
- So you see that a **temporarily** high reading is necessary.
- The fact that you have got a high reading, maybe a **million or two** higher than before, **proves** that **MMS** is working.
- Please do **not** be **concerned** – it always drops to **zero** as the **protocol** continues.



LETS TAKE A LOOK AT WHAT MAKES THE CHLORINE DIOXIDE MOLECULE SO VALUABLE FOR KILLING DISEASE IN THE HUMAN BODY

THESE ARE THE IMPORTANT SPECIFICATIONS:

1. **Chlorine dioxide** has an **oxidation potential** of **0.95 volts**. Much lower than other **oxidizers** used in the human body and thus **cannot attack** body cells. It is selective for **pathogens**.
2. **Chlorine dioxide** has been used for **sterilization** of **hospital floors**, **slaughter houses** and thousands of other applications for **100 years** and **no pathogen** has ever developed a resistance.
3. **Chlorine dioxide** is the **most effective killer of pathogens** known to man.





IMPORTANT SPECIFICATIONS:

4. While **chlorine dioxide** is one of the **weakest oxidizers** it has the **highest capacity** of all the **oxidizers** for things it can **oxidize** . One molecule can **accept 5 electrons** which is **2.5 times** more than **ozone**.
5. **Chlorine dioxide** exists in the **human body** **only** a few **hours** and then **deteriorates** into plain old **table salt** and **neutral molecules** of **oxygen**. There is **nothing** left in the body to build up or cause **side effects**.
6. **Chlorine dioxide** is extremely fast acting, and although **some diseases take longer than others**, **Malaria** the **worst disease** of mankind is totally handled in **4 hours**.

Chlorine




So why not use chlorine instead of chlorine dioxide?

Because this is what happens with chlorine:

**Chlorine Oxidation
is different. It oxidizes
by combination.**

This is a molecule
could be in the side
of a pathogen or it could
be any molecule to be
oxidized

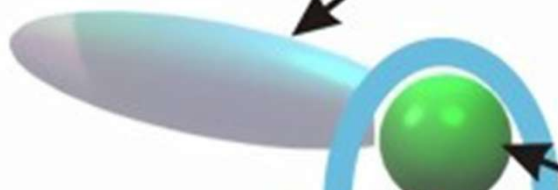


The electron shell is drawn off by the
charge of the chlorine dioxide molecule

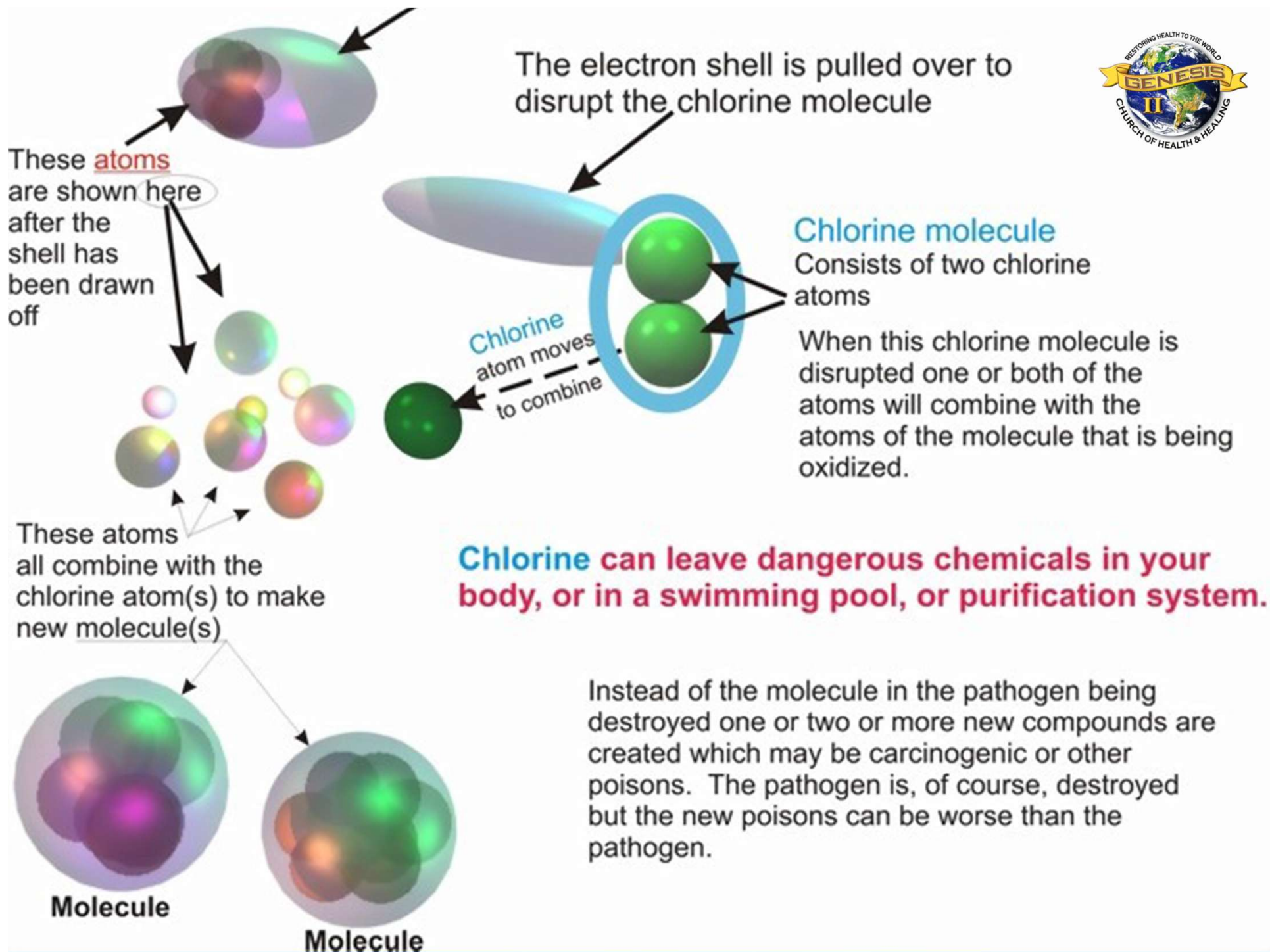


The electron shell is pulled over to
disrupt the chlorine molecule

These atoms
are shown here
after the
shell has
been drawn



Chlorine molecule
Consists of two chlorine
atoms





CRITICS SAY MMS IS A BLEACH





HEALTH SACRAMENT 1000

- Take **1-3 drops** of **activated MMS** every hour for **8 hours a day** for **3 weeks** or until healed.
- Begin with **1 drop** per hour and increase to **3 drops** per hour. You could increase every hour or go slower and increase **1 drop** per hour every day.
- If **nauseous** occurs take **fewer drops** but do not stop, after feeling better **go up again**.
- For someone **very sick**, start with **less drops**, such as half, quarter or an eights of a drop and increase each hour if possible.



HEALTH SACRAMENT 1000

- **Switch** to **activated MMS** doses after a while you have been drinking **CDS**.
- **Foods** and **drinks** you **cannot have** while **protocol** hours are: Coffee, Vitamin C-Ascorbic acid, Chocolate, Alcohol, Moringa, all kinds of **Antioxidants**, Tea, Green Tea, Oranges, Grapefruits, Pineapple, Mango, Berries, Collodial Silver and Gold.
- **1 and half till 2** hours **before** starting the **daily doses** you could drink your coffee or tea and **1 and half hours after** your **daily doses** you could intake the **forbidden** foods and drinks.
- But do **not drink** to much **alcohol** cause it can take more than **12 hours** to get it out of the **blood** stream.



HEALTH SACRAMENT 1000





HEALTH SACRAMENT 1000

Making a bottle for all 8 doses

- Take a **1 liter** or **1 quart** bottle with a **secure top**.
- With a permanent marker mark **8 lines** into **equal doses**.
- Decide how many drops or ml/cl you need for each hour and multiply the number by **8**.
- Put the chosen amount of **CDS** in your **bottle**, **filled with drinking water**, swirl the bottle .
NOTE: Doing this step with activated MMS is only recommend if you really have no way to activate a dose every hour.
- Drink **each hour** till the **next line**.



HEALTH SACRAMENT 1000

Making a bottle for all 8 doses

- Using **CDS 3000 ppm** for this sacrament you can go higher than **8 ml** for the whole **bottle**. Go up slow each day add **4 ml** to your **bottle** if you can tolerate it with out getting **Herxheimer reaction**. In most cases people do not go over **40 ml** for the whole **bottle** per day.
- Do **not keep** the **bottle** in the sun and bright light it will **weaken** the **strength**.
- If you see after a few hours it got **weaker**, just **add** some more **activated MMS** drops or **CDS**. You can see it by the **color** if it got **weaker**.



WHAT MEANS HERXHEIMER REACTION?



- It indicates **MMS** is working but you are **detoxifying too much** at once and you should **detox slower** without feeling worse.
- This means taking **smaller doses** this day and if the **reaction** is real strong you could stop till the next day, then **start again** with the amount of drops you took before you were getting the **Herxheimer reaction**.

Some symptoms are:

- Nausea
- Diarrhea
- Vomiting
- Chills
- Palpitations
- Fatigue
- Flatulence
- Heart Burn
- Swelling
- Having more pain
- Skin rashes.....





HOW TO OVERCOME NAUSEA

- After the **MMS** or **CDS** doses have been **reduced** or **temporarily stopped**, there are some ways in which you can help the **nausea** dissipate:

♦ **Drink** some cold **water**.



♦ **Drink** some **juice**.



♦ **Eat** a bite or two of something

♦ Add a rounded **teaspoon** of **baking soda** to a glass of **water** and drink it.



♦ Take some **Alka-Seltzer** or **Vitamin C**.



HOW TO OVERCOME NAUSEA

Apples Are Effective



- **Apples** are an important **anti-nausea** tool.
- They often **stop** the **nausea** and will be the best way to **stop nausea** for many people.
- Eat one **apple** about **15 minutes before** taking **MMS**. Do that for three or four or five hourly doses and just **continue** with the **protocol**.



HOW TO OVERCOME NAUSEA

- You can **grind** the **apple** into apple sauce with a food grinder.
- Always use **fresh apples** as they **absorb** the **poisons** more **efficiently** than day-old **apple** sauce. It should be eaten **immediately** after grinding.
- In general, a **sick person** will begin to feel better within **24 hours**.
- Just don't give up on **MMS**. **Reduce** the number of **drops** per dose.





HOW TO MAKE MMS

- **Supplies you need:**

1. Sodium chlorite 80%
2. Scale
3. Plastic spoon (no steel)
5. Glass or hard plastic bowl (no steel)
6. Funnel
7. Plastic bottles with screw drop top or glass bottles with eye droppers
8. Distilled or reverse osmosis water
9. Marker and/or labels



HOW TO MAKE MMS





HOW TO MAKE MMS

- Decide how much you need and put that amount of **distilled water** in a **glass** or **hard plastic container**.
- Use a **gram scale** to determine how many **grams** of **water** you are using.
- In Jim's video it is **635 grams**. To determine the amount of **sodium chlorite** multiply $635\text{gr} \times 0.28 = 177.8\text{gr}$
- **28%** of this weight must be **sodium chlorite**. In Jim's situation therefore it is necessary to remove **177.8gr of water** and to add **177.8gr of sodium chlorite** powder (80%).



HOW TO MAKE MMS

- Stir the **solution** with a **plastic spoon** until **dissolved** and becoming clear **yellow**.
- To **dissolve** it faster you could **heat** it but do **not** allow the **temperature** to go over 65 degrees celsius (150 F).
- After 3-4 hours the **yellow** will fade and the **solution** will look like **water**, it will not have any scent.
- An easy way to make MMS would be to take **280gr** of **sodium chlorite** powder 80% and **720gr** of **distilled water**. Add them together into a **glass** or **hard plastic** bowl and stir with a **plastic spoon** until dissolved.



HOW TO MAKE MMS

- Never stir with **metal spoons** or use **metal pots**, you would **poison** the **solution**.
- Put the **solution** into well **marked bottles**.
- Never leave **MMS** sitting in an **open** container or **unmarked** container, ever.
- It looks and smells like **water** and some people have been hospitalized after drinking it thinking it was **water**.
- All you need is **one big swallow** for a really **bad time**. Don't let it happen to you.



HOW TO DETERMINE IF THE MMS IS MADE RIGHT

1. 100 ml of the **MMS** solution should **weight** 122 grams.

- If it **weights less** you can **add** some **sodium chlorite flakes/powder**.
- If it **weights more** you can **add purified water**.

NOTE: Do not store your **sodium chlorite flakes/powder** for **long term** in plastic bags. Use proper **containers** for **storage**.



HOW TO DETERMINE IF THE MMS IS MADE RIGHT

2. **Activate** a few drops of your **right made MMS** solution with the same amount of drops of **citric acid 50%** or **HCl 4%**, wait 20-30 seconds, the **activated** drops should **turn brown**.
- If they just **turn dark yellow**, something is **wrong** with the **acid**.
- If the **HCl percentage** is **higher** than **4%** the **drops** will **not turn brown**. Sometimes it is needed to **dilute** the **HCl** a bit **more**.
- Or maybe your **citric acid solution** is **not good** anymore.



WHAT TO DO IF YOUR MMS SOLUTION GOT IMPURITIES IN, AFTER STORAGED FOR A WHILE?

- This happens a lot.
- You could **strain** your **MMS** solution through a **paper coffee filter (no metal)**.
- You could **heat** it up, do **not heat** up over **65C (150F)**.

EXAMPLES FOR LABELS



Master Mineral Solution

Water Purification Drops

NOTES: For absolutely purified water or juice, the MMS in this bottle must be mixed with citric acid. Use one or more drops from this bottle for a gallon of water. mix each drop with one drop of 50% citric acid or 10% HCL and wait 20 seconds before adding it to the water. See jimhumble.biz for more information.

WARNINGS: Do not use full strength. Keep out of direct sunlight. **Dangerous;** keep out of reach from children.

ANTIDOTE: In case of accidental ingestion, drink several glasses of water and allow vomiting; see your Doctor.

DIRECTIONS: Drink purified water each hour for 8 hours a day. Use 2 drops per gallon of water or more drops if needed. Or you can purify juice. Use any juice except orange juice or juice that has vitamin C = ascorbic acid added to it.

CONTAINS: WATER and 22.4% sodium chlorite

Genesis 2 Church of Health and Healing Cleansing Water



To be used only with the Genesis 2 Church of Health and Healing SACRAMENTS as given by a Minister of Health, Reverend, Doctor or Bishop of the Church.

WARNINGS: Do not use full strength. Keep out of direct sunlight. **Dangerous;** keep out of reach from children.

ANTIDOTE: in case of accidental ingestion, drink several glasses of water and allow vomiting, see your doctor.

Notice: Not For Sale

May be used to purify water for Church members or the poor. Drink purified water each hour for 8 hours a day. Use 2 drops per gallon of water or more drops if needed. Or you can purify juice. Use any juice except orange juice or juice that has vitamin C added to it.

Contains: Water and 22.4% sodium chlorite. Same as MMS.



HOW TO MAKE CITRIC ACID





HOW TO MAKE CITRIC ACID 50%

- Add the **same** amount of **water** and **citric acid** powder into a container and **stir** till dissolved.
- It does **not need** to be done by **weight**, you can use the **same measurement** by volume.
- **Citric acid** has a **shelf life** of **not more** than **one year**.
- If it **turned bad**, you could **heat** it up, let it **cool down** and **reuse** it.



HOW TO MAKE HYDROCHLORIC ACID - HCl (L) 10% & 4%

- For making **CDS** we use **10% HCl** and for drinking **activated MMS** doses we use **HCl 4%**.
- **HCl** is probably the cleanest **acid** known. The formula is the simplest **H** which is **hydrogen** and **Cl** which is **chlorine**, but in this case it is **chlorine** that is **not poisonous** like the **chlorine** in **table salt**.
- **Warning:** **HCl** in **high percentages** is a **very dangerous acid**, if you want to **dilute** it by yourself, you have to be **very cautious**, wear **safety clothes, mask** and **glasses**.
Best would be **purchasing** the right **percentage** you need.



HOW TO MAKE HYDROCHLORIC ACID - HCl (L) 10% & 4%

- The **highest percentage** you can get is around **32%**. You could dilute it with **distilled water** to the **percentage** you want to use, which would be **10% & 4%**.
- For example if you have **100ml HCl 30%** you need to add **200ml distilled water** to get a **10% solution**.
- **Muriatic acid** is actually a weaker mixture of **HCl** which you can also buy but the **percentage** should be written on the bottle and it should **not** be **yellow** liquid.
It is **less recommended** cause there could be also other chemicals mixed in.



HOW TO DILUTE SOLUTIONS

- On the **information file** you are getting after the seminar, you have a **table** how to **calculate exactly** the **amount** of **purified water** that needs to be **added** to **higher percentage** solutions.
- You can use the **table** for **HCl, sodium chlorite** solutions which are **higher** than **22.4 %**, etc.....

NOTE: In some countries it **would be easier** to get a **higher percentage sodium chlorite** solution than **sodium chlorite flakes/powder (80%)**.



MAKING CDS – CHLORINE DIOXIDE SOLUTION

- This **technique** is developed by **Archbishop Andreas Kalcker**.
- **CDS** is made by taking only the **gas** from **MMS** and dissolving it in pure **distilled water** or **reverse osmosis water** if **distilled water** is **not** available.
- It is now done at **room temperature** thus making sure that **no impurities** are **driven out** of the **MMS** and the **acid**.
- We will show you the most **easiest way** to make the **purest CDS** that can be done.

MAKING CDS - CHLORINE DIOXIDE SOLUTION



Supplies you need for making half a liter = 1/2 quart

1. Plastic or glass jar with screw lid, in a size for 1 liter (at least)
2. Glass or wine glass (better) that fits in the jar
3. Small measuring jar or big syringe (at least 40ml)
4. 40ml MMS
5. 40ml HCl 10% or citric acid 50%
6. Thin plastic bags
7. Chlorine dioxide test stripes, high range
8. 5ml syringe
9. Eye dropper
10. Small glass or plastic cup (shot glass)
11. ½ liter distilled or reverse osmosis water
12. Insulating tape





MAKING CDS

- Put **half** a **liter** of **distilled** or **reverse osmosis water** in the jar.
- **Check to make sure the jar is air tight.** Put the lid on the 1 quart jar and tighten it and then turn the 1 quart jar upside down and hold it tipped a little.
- If **water leaks** out you know it is **not air tight**. So, you will need a few layers of **thin plastic** under the lid to make it **air tight**.
- Put the **plastic** in place and **tighten** the lid and again hold it upside down to see if **water leaks** out.
- Do **not try** to use a jar that **leaks water** at this step.



MAKING CDS

- Put the glass in the jar and add the **40ml MMS**.
- Now add on it the **40ml HCl 10%** or **40ml citric acid 50%**, cover it **really fast** with the plastic bags and screw the lid on top that the jar will be **air tight**.
- It would be good to have some **insulating tape** on hand to tape around the **lid** of the **jar**, to be sure it **doesn't leak**.



MAKING CDS

- **Warning:** Never put the **activated MMS** into a jar or enclosure of any kind unless there is **water** in it.
- The **water absorbs** the **gas**.
- **Without** the **water** it will **explode**, but with water there is no danger and never has been an **explosion**.
- **Explosions**, however, are low **explosions** so even with **explosions** there has never been problem.



MAKING CDS

- **Checking the details**

A. The **lid** must be **airtight**.

B. The **glass** in the jar must **not** have any sort of **lid** on it.

C. The **glass** must **sit down** into the **water** and the **top** of the **glass** must be **above** the **water**.

D. The **distilled water** will begin to turn **yellow** within one hour but it will take a total of **24 hours** with the lid closed air tight.







MAKING CDS

- Carefully sit the **1 liter jar** in a **cool darkened area** or **cover with a dark cloth**. It doesn't need to be totally no light but **no bright light**.
- Allow it to sit for **24 hours** undisturbed.
- **After 24 hours** remove the lid. Use a **fan** to **blow** the **fume away** from your face, **never breath** it **in**, it can make you **sick**. You could also use a **mask** and cover your eyes with **glasses** especially when you are making **stronger** than **3000 ppm CDS**.
- Carefully remove the **wine glass** and **discard** the **liquid** in the **wine glass**, best into the toilet.



MAKING CDS

- THE **CDS** IS BETTER **KEPT** IN A **GLASS BOTTLE** OR **JAR** OF SOME KIND. If you use a clear or colored **glass bottle** or a **soft drink plastic bottle**, you should keep it in the **refrigerator**.
- The **glass , plastic bottle** or the **jar** should **not** have a **metal lid**, it would **ruin** the **solution**.
- Before you bottle it you should **measure** with the **test stripes** if your **solution** has the right parts per million = **ppm**.
- Put **5ml** of **distilled** or **reverse osmosis water** into the shot glass. Put with an eyedropper **1 drop out** and **add 1 drop** of the **CDS** into the **water**. Stir it.



TESTING PPM



- Another way would be to take **99 ml** of **water** and **1 ml** of the **CDS** from the solution you want to measure. Stir it and...
- Now the **test strip** is being **dipped** into the **solution** for **2 seconds**.
- Then **wait 10 seconds** and **compare** with the **colors** on the side of the **LaMotte** container within **30 seconds**.
- What ever the **color** is that matches is a certain number, but we have diluted our drop **100 to one** so if the color chart indicates **30**, that would mean the **measurement** is actually **3000** as we must **multiply** our number **by 100** as we diluted the **CDS by 100**.



TESTING PPM



- If your **CDS** did **not** turn out **strong enough**, you could **rerun** the whole process again into the jar with the solution.
- When we make **CDS** with **HCl**, **no hydrogen** and **no chlorine** comes over with the chlorine dioxide gas, leaving a totally pure **CDS** for our use.
- **1ml of CDS 3000 ppm** equals to **3 drops** of activated **MMS**.



COLORS OF TESTSTRIPES





TESTING PPM WITHOUT TESTSTRIPES



- If you do **not** have **Chlorine Dioxide** ppm **test strips** to test the **CDS** for **3000 ppm**, then use **blue Gatorade**.
- When the 500 ml of CDS, after 24 hours, had become very **yellow**, and you **add 1 ml** of that **solution** into **1 oz. or 30 ml** of **blue Gatorade**, it should turn the **Gatorade** from **blue** to a **light green** color in about **6 seconds**.
- That means it is **3000 ppm**. If it does it quicker, then it is too strong and you can add some distilled water to decrease the strength.



TESTING PPM WITHOUT TESTSTRIPES



- What you want is **3000 ppm**. All the **CDS protocols** are based on **3000 ppm solution**.
- If it takes more time like **7 to 15 seconds** or more, you will need to do it again.
- Just **rerun** the **process** with the jar and the dry wine glass into the same **chlorine dioxide solution**. This is also the way to make stronger **CDS** , **rerun** the **process** till you got the wished **ppm**.



HOW TO STABILIZE CDS

- Once you have **finished** making your **CDS**, all you will have to do is **add 2 ml** of **MMS (not activated)** per **100 ml** of **CDS** or **20 ml** of **MMS** per **1 liter** of **CDS**.
- It does **not matter** how **strong** the **ppm** of the **CDS** is, you use for any kind of **strength** the above **mentioned amount**.
- This will **bring up** the **pH** in the **CDS** and **stabilize** it.



HOW TO STABILIZE CDS

- It will keep the **chlorine dioxide gas** from **evaporating** too fast, for a few weeks, but it will **not** make a **longer shelf life**.
- When the **MMS** goes into the body, it will **activate** with the **acids** in our **stomach**.
- This way you will have what we call a **booster dose**.



CHLORINE DIOXIDE INJECTABLE CDI

- To each **100 ml** of **un-stabilized CDS 3000 ppm** made into **distilled water**, add **0.9 grams** of **table salt** that does **not** have **additives** such as **iodine** or other **chemicals** and add **1 ml** of **MMS (INACTIVATED MMS)**.
- This should be **deluded** with **3-4 parts** of **distilled water** before use.
- If you make the **CDS** into **saline solution**, you will not need to add the salt.



CHLORINE DIOXIDE INJECTABLE CDI

- This is suitable for injection into **veins, muscles, or fat**.
- USE a **21 ½ gauge needle** for **muscles**, and a **diabetes needle** for **fat**.
- This would be for **emergency** when all the other **protocols** and **applications** would **not work** or the problem gets **worse**, which is very rare, after **Sting ray sting, Tick bite, Snake bite**, etc.....



THE DIFFERENCE IN THE USE OF MMS AND CDS

- Use **CDS** in place of **MMS** when the person has a **problem** with the **acid** or **taste**. Because you can take higher doses than with **activated MMS**.
- Start out with **CDS** but after a while switch to **activated MMS** drops for **oral doses**.
- For some people **CDS** is more effective than **MMS**.



THE DIFFERENCE IN THE USE OF MMS AND CDS

- When you reach a point where you are **not** getting any **better** with **CDS**, you should take **activated MMS** doses.
- **CDS** does **not need** to be **activated** with **acid**. Use it like it is.
- For example, an **infected eye** is best treated with **CDS** as the **CDS** has much **less acid** in it although thousands of eyes have been treated with **MMS** also. For eye treatment use **1 ml** of the **3000 ppm CDS** in **1 ounce** of **water** or **30 ml** of **water**.



THE DIFFERENCE IN THE USE OF MMS AND CDS

- For **snakebites, spider bites, stingray stings**, and **bee stings** use the stronger **12,000 ppm full strength** right on the bite and take 6-10 drops of activated MMS, as much and often as you can tolerate it, best **every 15 minutes** for a while.
- You can use stronger **CDS** than **MMS** when doing the protocols. Just don't get strong all at once; **increase in strength slowly** and of course, back off if the person gets **Herxheimer reaction**, which is very **uncommon** when using **CDS**.
- If possible use **CDS** for **douches, enemas, eye drops** and for **Health Sacrament 3000**.



A NEW SIMPLER MMS “CDH”

- A couple of our **Health Ministers** have been working on a **new way** of making up **MMS** which we have named **CDH**.
- **Jim** would like to acknowledge the work of two people, **Scott McRae** and **Charlotte Lackney**, who spent many long hours, **first inventing** and then **further developing CDH**.
- Their hard work is **greatly appreciated** and much benefit has already been derived from this **new method** of using **MMS**.



A NEW SIMPLER MMS “CDH”

- **Archbishop Kerri Rivera** has been instrumental in **proving CDH** to be **very effective** with children, and others, who have **autistic symptoms**.
- **CDH** stands for **Chlorine Dioxide Holding** [Solution], and is basically a **hybrid** between classic **MMS** and **CDS**.
- While **CDS** has no **raw materials** left in the final product, **CDH does**, making it **similar** to classic **MMS**.
- The main **difference** between classic **MMS** and **CDH**, is that the **sodium chlorite** is allowed to **react** with the **acid** for a **much longer period of time** which **reduces** the **amount** of **unactivated sodium chlorite** and **activator** left in the final **CDH** solution.



A NEW SIMPLER MMS “CDH”

- Since **CDH** is **more fully activated** outside of the body, it causes **little** or **no stomach upset** in most people.
- Also, **CDH** made with **4% HCl** tastes much **better**.
- **NOTE:** For those who still have a **problem** with the taste, “**Sweetleaf**” brand **liquid stevia** has been tested and is compatible with **MMS**, thus can be used to make it **taste** even **better**.



ADVANTAGES OF USING CDH

- Many people have already reported **better results** than the other forms of taking **MMS**, but of course, this is **not guaranteed**.
1. **Tastes better**
 2. Lot **less stomach upset**
 3. Once **made** it does **not need activation**, lasts for **weeks**
 4. **Appears** to have **better results**



HOW TO MAKE CDH

- **CDH** is very **easy** to **make** and any **amount** can be made using this ratio: **22 parts water** + **1 part MMS** + **1 part activator**.
- To start out, just follow these simple steps to make **240ml** of **CDH**. Here in class we will make **24 ml**.
- In the following order put the **ingredients** into a **250 to 300ml glass bottle** (a **dark colored bottle** would be best) with a **good sealing plastic** cap.



HOW TO MAKE CDH

1. **220ml** purified **water** . Distilled **water** is best but RO or bottled **water** is also okay .
2. **10ml MMS**.
3. **10ml** of **4% HCl** or **50% Citric Acid** (**33% Citric Acid** is also okay to use.) It is **very important** to **not activate** the **MMS** and **Acid** before **adding** to the distilled **water**. This is the **reason** for **adding** the distilled **water** first.
4. **Immediately** cap the bottle **tightly** so that no **ClO2 gas** can **escape**.



HOW TO MAKE CDH

5. **Give** the bottle a **good shake** to initially **mix** the **ingredients well**, and if possible **1 or 2 times** later on.
 6. **Store** the bottle in a **dark place** at approximately **72 F or 22 C** (room temperature) or slightly above room temperature is fine, for at least **12 hours**; leave it for **24 hours** or longer if the room is **cooler**.
 7. After the above waiting time has elapsed, **put your bottle** of **CDH into the refrigerator** (if available) for an hour or so to **cool down** completely, below **10.5 C or 51 F**.
- **NOTE:** If **CDH** is kept in the **refregiator** there will be **less loss** of **CLO2 gas** when the bottle is opened. Also, be sure to keep **CDH away from sunlight**, direct or indirect.



HOW TO MAKE CDH

8. Once **cooled**, your **CDH** is ready to use and will last for more than a week while you use it and **no further activation** is needed.
- Every ml of **CDH** contains 1 pre-activated drop of **MMS**, so just dose as you have in the past, **except instead** of dosing with drops, dose with milliliters of **CDH**. Example:
- **MMS**: You **activate** 3 drops of **MMS** in a glass for 20 to 30 seconds and then add a half cup of **water** or more and **drink**.
- **CDH**: You put 3ml of **CDH** in a half a cup of **water** or more and **drink**.



DMSO

DIMETHYL SULFOXIDE

- Is a simple **by-product** of wood.
- **DMSO** is both a **drug** and a **solvent**.
- It has **not been found unsafe** for **humans**.
- The **FDA forbids** the use of **DMSO** in **humans** except treating a rare urinary bladder condition.
- We use it as a **carrier** for **activated MMS** or **CDS**, to carry **CD deeper** into the **tissues** and to get **CD** into the **blood stream**.



DMSO

DIMETHYL SULFOXIDE

- **DMSO** by itself is also capable of relieving **pain**, diminishing **swelling**, reducing **inflammation**, encouraging **healing**, antifungal, dissolves **blood clots**, restoring normal function and **much more**.
- Any **side effects** are merely **minor irritations**.
- Used also in **industry** for **removing** paints and varnishes and **dissolving** certain plastics.
- Only the pure **pharmaceutical grade** should be employed, not the crude **industrial grade**. **Veterinarian grade** can be employed for humans also.



HEALTH SACRAMENT 1000+

- **24 hours** before you use this **protocol**, you should test for **DMSO tolerance**. Rub **one drop** of **DMSO** onto the washed, dried forearm and wait 24 hours. If you experience any **pain** in your liver, do not use this **protocol**.
- After a week or even less of doing **Health Sacrament 1000** or **2000**, the liver will normally be able to tolerate **DMSO**.
- This is the **protocol** where we add **DMSO** to **Protocol 1000**.



HEALTH SACRAMENT 1000+

- Make up your **ACTIVATED MMS** or **CDS** dose, then add **10 drops** of **DMSO** to the **solution** and drink.
- You could take more **DMSO** drops , **depending** on how your **body reacts**.
- It is **better** to **increase** the **ACTIVATED MMS** or **CDS** and maintain the **DMSO** at **10 drops** per dose, at least for a couple of days, before you decide to add more **DMSO**.
- To make this **protocol** for the daily dose bottle, make your bottle with **CDS**, each hour pour one dose into a glass, add the **DMSO** drops and drink.



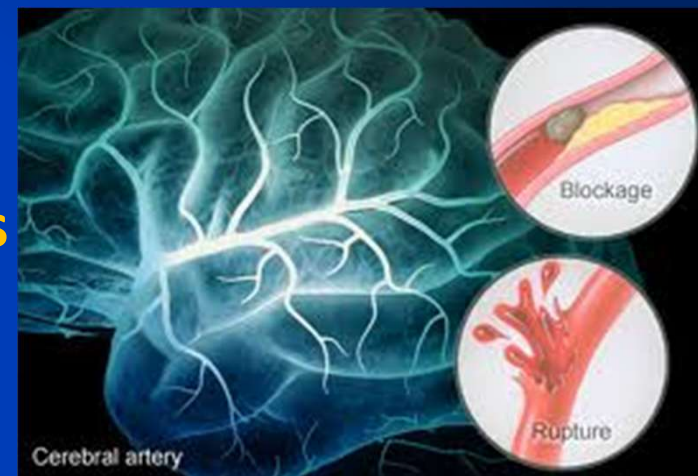
HEALTH SACRAMENT 1000+

- **Activated MMS drops** should be made **right before** you take the dose, **not** into the daily dose bottle.
- Do not put the **DMSO** into the daily dose bottle.
- **DMSO** will **weaken ACTIVATED MMS** and **CDS** over a period of a couple of hours, and we want to make sure that **our body** is receiving the **ACTIVATED MMS** or **CDS** with its **full strength**.



STROKE & HEART ATTACK

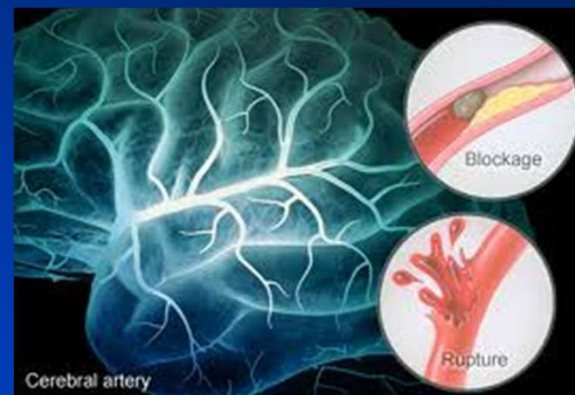
- **DMSO** as a **solvent**, **dissolves blood clots** & eliminates **pain**, including those of a **stroke**.
- **Stroke** is caused by a **blocked artery** that **bleeds** into the **brain**, or **bursts** (aneurysm) suddenly in the **brain**.





STROKE & HEART ATTACK

STROKE & HEART ATTACK restoration



- Take **DMSO** orally every 15 minutes in some **water** or juice 8 times, for 2 hours. 2ml **DMSO** in 30ml **liquid**. Same instructions for **heart attack**.
- If the victim follows this right away **as soon as getting the attack**, he will **not** get any **paralization** and in case of **heart attack** there will be **nothing seen** on the **monitor** after the **attack**.
- **Rub** the victims **arm** with **DMSO** and **olive oil** also every 15 minutes.
- **Health Sacrament 1000+.**



VITAMIN C

- Evidence indicates that **cholesterol deposits** in the **arteries** and **veins** around the **heart** are **not** the cause of **heart attacks**.
- The **vessel walls** are **strengthened** by **vitamin C** and a **deficiency** in **vitamin C** along with a couple of **amino acids** will cause them to **weaken**.
- When the **blood vessel walls crack**, they remain **collapsed** and this is when a **heart attack** happens.



VITAMIN C

- The **cholesterol** that **medical people** say is **clogging** the **veins** has really been **deposited** there to **compensate** for the **deficiency** of **vitamin C**.
- It is the body's **secondary defense**, used to **prevent** the **walls** of the **arteries** and **veins** on the **heart** from **collapsing**.



VITAMIN C

- How can someone avoid clogged arteries and veins?

Take **6 to 10 grams** of **vitamin C** daily. **Reduce** the **amount** if you get **diarrhea**.

- Dr. **Matthias Rath** researched this data and wrote several books. Get his book, ***Why Animals Do Not Have Heart Attacks***, and check the internet.

Keep in mind that Vitamin C is an antioxidant and will cancel out the oxidizing action of MMS.

- **MMS** also is **reducing** the **clogging** of the **arteries**. We have reports from numbers of people.



HOW TO MAKE MMS 2





MMS 2

- **MMS 2** is **calcium hypochlorite** – **HOCl**
- **Calcium hypochlorite** turns to **100% hypochlorous acid** when dissolved in **water**, **not** into **chlorine**.
- **Drink** with the first dose **2 glasses** of **water** to activate it into **hypochlorous acid**. After the first dose, take it with **1 glass** of **water**.
- There is **no available chlorine** in this **chemical**.
- **Hypochlorous acid (HOCl)** is no more **chlorine** than **table salt (NaCl)**. Note that both **formulas** have **Cl**, which is **chlorine**, but in neither case is the **chlorine** available to be used chemically in the body.



- The **immune system** uses **hypochlorous acid** to **kill** many things, including **disease pathogens**.
- One of the **chemicals** that the **body** manufactures in order to make **hypochlorous acid** is known as **myeloperoxidase** and it is often deficient in the human body. Thus there is often not enough **hypochlorous acid**.
- This is known by **medical science**. There are articles written about it.
- You can't buy it in **100% pure** form. It comes anywhere from **55% to 80% pure**.



- Don't use anything less than **68% pure**, as the lower **percentage** products have **clarifiers** and **stabilizers** in them.
- **Hypochlorous acid** is the main **acid** used by the **immune system** to **destroy pathogens** and other **microorganisms** unwanted in the body .
- The mechanism is somewhat different than **MMS1 (chlorine dioxide)**.
- **MMS1 oxidizes** the **pathogens** directly, pulling away the electrons that hold their **molecules** together.



- **MMS2 (hypochlorous acid)** acts in a different manner. It **destroys microorganisms** by **carrying oxygen** to the **microorganism** and then the **oxygen destroys** the **organism**.
- Once the **hypochlorous acid** delivers the **oxygen**, the **destruction** is the same. The **oxygen pulls off** the **electrons** that hold the **pathogen's skin** together.
- We use it for **Health Sacrament 2000** and **4000**.
- Use it as **spray** on **skin disorders**, in many cases it will work **better** and **faster** than **MMS 1**.



CHEMICAL PROCESS OF MMS 2

- The formula of the **hypochlorous acid** is **HOCl**.
- As the **HOCl** gets near a **pathogen** it pulls off a **single electron**.
- This **electron** comes over to the **HOCl** and destroys it, releasing the **oxygen** (O), the **hydrogen** (H), and the **chlorine** (Cl).
- The **oxygen** then **destroys** the **molecule** in the **pathogen**.
- The **hydrogen** just **becomes** part of the **body's water**.
- The **chlorine** becomes a **chloride**, which is table salt.



CHEMICAL PROCESS OF MMS 2

- Nature picked this **acid** for use by the **immune system** to travel throughout the **body** and into areas where the **oxygen** obtained from breathing does not reach.
- The **oxygen** released by the **hypochlorous acid** is known as **nascent oxygen**.
- That means it is **extra active** and much more **powerful** than **oxygen** normally is, but only for a short period of time.
- That short period is **long enough** to do the job.



CHEMICAL PROCESS OF MMS 2

- The **hypochlorous acid** acts as a **carrier**. It **carries** the **oxygen** to **places** it cannot get to when traveling as **oxygen**.
- Traveling in the **hypochlorous acid**, it is kept **separate** from various **body parts** that it could **oxidize**.
- When the **hypochlorous acid** reaches a **hidden pathogen** deep in a **tissue**, it **releases** the **oxygen**, in a **nascent condition**, to do its job.
- It is an important **mechanism** that no **pathogen** has ever developed a **resistance** to.



CHEMICAL PROCESS OF MMS 2

- Anyone can make **MMS2** almost anywhere in the world.
- **Calcium hypochlorite** is much more available than the **chemical** that **MMS1** is made from, **sodium chlorite**.
- **Calcium hypochlorite** is sold in most **pool stores** all over the world.
- Do **not make** too much **capsules** ahead of time cause they may **brake** after a **few weeks**.



HEALTH SACRAMENT 2000

- **CDS** or **activated MMS** and **MMS 2**.
- For **life threatening disease**.
- Take as many drops of **CDS** or **activated MMS** each hour, as a person can handle without becoming **Herxheimer reaction**.
- Making yourself **sicker** uses up **energy** and makes the **recovery** go slower.
- It must be taken **hourly** for **10 hours** a day, for **3 weeks** or **until well**.



HEALTH SACRAMENT 2000

- Start off with only **one drop** an hour and **quickly** build up to as many **drops** as you can take.
- If you **cannot** make up a **single dose** each hour, you can make **10 doses** in the morning, and keep the **solution** in a closed container all day, **out** of the **sun** and **light**.
- **NOTE:** This step is not recommended anymore, just for **CDS** it would be OK, it is much more effective to activate your dose each hour.
- Use only **water** for this all day **solution**, as **juices** will usually **reduce** the **strength** or totally **kill** the **chlorine dioxide** by the end of the day.



HEALTH SACRAMENT 2000

- **After 3 days you must add MMS2.** Take **1 capsule** every other hour. **2 hours apart** and **half hour between** taking **CDS** or **ACTIVATED MMS**.
- Start with **1/16** and gradually increase to no more than **1/2 size zero capsule** or **1 size 2 capsule**.
- You will be taking **5 capsules** each day. With each **capsule** drink **1 glass** of **water**. With the first capsule on the first day drink **2 glasses** of **water**.
- Going higher than **10 drops activated MMS** per hour is **not necessary**.



HEALTH SACRAMENT 2000

- Using **CDS** for this protocol you can go **higher** than **3.5 ml per dose**. Keep on going up all the time if not nauseous.
- While you are getting **higher** add more **water** to your **doses** that it will be **drinkable** and not **sting** in the throat.
- **Examples** for **health conditions** you would use this **protocol** are:
PARKINSON CANCER ALSHEIMER LYME DISEASE
- Remember while this **protocol**, if getting **Herxheimer reaction**, go **down** to **half** of the **dose** you took before getting **worse**. When feeling better go **slowly up** again.



INDIAN HERB

- This is a very **important part** of **Health Sacrament 2000**.
- Sometimes it seems, and it might be a fact, that **MMS** is **not causing** the **tumor** to get **any smaller**.
- This might be **temporary** but maybe not. In either case, it is time to start taking the **Indian Herb**.
- **Do not stop taking MMS.**



INDIAN HERB

- **Include** the **Indian Herb** as part of the **protocol**.
- You can order it at **lifelinewater.com** from Kathleen at that site.
- **Follow** the **instructions** sent with it.
- You could use as much as **double** the amount of **Indian Herb** that is given in the instructions.
- Don't do that at first as it will probably do the job without that extra **strength**.



AMAS CANCER TEST

- **AMAS** – **A**nti **M**alignin **A**ntigen in **S**erum test.
- This test exists more than 25 years and it is **99% accurate**.
- It is more **accurate**, **less dangerous** and **cheaper** than all other medical cancer tests.
- You don't have to go to a doctor (although you will need a doctor to request it).
- The **test** is **available** on the Internet at **www.oncolabinc.com**



AMAS CANCER TEST

- The **test requires** you to take a **smear** of your own **blood**, for the lab to test and see if **specific cancer antibodies** are present.
- The **AMAS cancer test** gives anyone a fantastic advantage.
- One can do a **test**, use **MMS** for several weeks or a month, and then do a **second test** to see what **improvement** has been made, and how much.
- On the other hand there are **many different cancer tests** on the internet now and one of the others might be more to your liking.



HEALTH SACRAMENT 3000 DMSO

- **ALLERGY WARNING:** A very few people are allergic to **DMSO** or have very weak livers and can experience significant problems with **DMSO**.
- To **test** whether or not you are allergic to it, perform this test:
 - ♦ Carefully **wash** and **dry** your arm;
 - ♦ Add one drop of **DMSO** to one spot on your arm and rub it in;
 - ♦ Give it about **15 minutes** to soak in and then wait **24 hours**.



HEALTH SACRAMENT 3000 DMSO

- If there is no **pain** in your **liver area**, it is probably safe for you to use **DMSO**, which will be the case for 99 out of 100 people.
- If you do have a **bad reaction** to **DMSO**, you need to work on improving your liver with starting first **Health Sacrament 1000**.
- The **goal** with **life-threatening** situations is to **quickly** get **MMS** circulating in the **blood** while trying to stay under the **nausea** level.
- The **MMS/DMSO** treatment is an accelerated skin technique that pushes **MMS** directly into the **skin** and **muscles** and thus into the **blood**.



HEALTH SACRAMENT 3000 DMSO

- It should be used in **addition** to a normal **oral** regimen of **CDS** or **activated MMS**.
- Experience and testing have proven that **DMSO** is **carried** directly to any **cancer** in the **body** and it then **penetrates** the **cancer cells**.
- Mix **10 drops** of **MMS** with **10 drops** of **50% citric acid** solution or **4% HCL** . Wait **20 seconds** until it turns dark golden yellow or brown, or better use **3ml CDS 3000ppm**. Never use higher ppm for this technique, it will **burn** your skin.



HEALTH SACRAMENT 3000

- Add **1ml** of **DMSO**. If you wish, you may also add about **5 ml** of **water** which would be in case of using **activated MMS**. With **CDS** you need **no water** at all, because **CDS** will not irritate the skin like **MMS**.
- Do **not** use **rubber** gloves or other medical gloves. You could get rubber into your **body** as the **DMSO** melts the **rubber**.
- ♦ If you notice a **burning** sensation, the best technique is to place a **teaspoon** of **water** on the **burning** area and rub it in. Keep that up until it is no longer **burning**. Or use a **spray** bottle with just **water** in it for such problems.



HEALTH SACRAMENT 3000

- ◆ You can rub **olive oil** and/or **aloe vera** gel on the skin after the **DMSO** application.
- ◆ If the **burning** is severe, add **distilled water** to the **DMSO** up to **50%** and more, and also to the **MMS**, as either one can cause the **burning**.
- Use a **different part** of the **body** each time over **8 hours**. One arm first, then the other arm, then a leg, then the other leg, then your stomach, then back to the first arm.
- You can go up slow by **repeating** this **process** once **every other hour** the first, second and third day. Then **quit for 4 days** and do the same thing the **next week**.



HEALTH SACRAMENT 3000

- **Remember**, when you quit for 4 days, **continue** taking **MMS** orally.
- After the first week you can go **for 4 days** a week if there is no problem with your skin. After the second week 5 times a week.....
- For extra **sick people** who should take **smaller doses**, it would be best to start out using only a small area of the body.
- **Jim** suggests using an area about the **size** of your **palm** or the **back** of your **hand**, no larger.



HEALTH SACRAMENT 3000

- Use a small area like this for **several days** before going to a **larger area** such as the entire arm or leg.
- Use a **larger area** only if there is no **bad reaction** in the **smaller area**.
- Or instead, use the added **distilled water** trick mentioned before.
- Or for daily use, add up to **10 times** the water mentioned above to the entire formula of **MMS** and **DMSO** combination, and **spray** it on your body.



HEALTH SACRAMENT 4000

- Using **Cleansing Powder MMS2** by itself.
- Has been used to successfully treat **800 cases** of **HIV** in Malawi.
- Several testimonies have reported that **MMS2** alone has eliminated **diabetes**.
- It has proven to be **better than** the **ACTIVATED MMS** for **prostate cancer**.
- It is usually used with **ACTIVATED MMS** or **CDS**, but if **ACTIVATED MMS** or **CDS** is not available, use **Health Sacrament 4000**, which is Cleansing Powder **MMS2** used by itself.



HEALTH SACRAMENT 4000

- Take **1 capsule** every other hour **5 times** a day over **10 hours**.
- Start with **1/16** and gradually increase to no more than **1/2 size 0 capsule** or **1 size 2 capsule**.
- Drink **2 glasses** of **water** with the first capsule and after that **1 glass** of **water** with each **capsule** to **activate** it into **hypochlorous acid**.



CLARA'S 6 & 6 HEALTH SACRAMENT

- For people who have **immediate** or **chronic pains**, the **flu**, a **cold** and most other **general illnesses**.
- When people are **very sick** and in bed they should use **Health Sacrament 1000**.
- **Incurable diseases**, or really severe **diseases** such as **pneumonia**, **swine flu**, **cancer**, **HIV/AIDS**, and other life threatening diseases use **Health Sacrament 1000** or **2000**.



STEPS FOR CLARA'S 6 & 6 HEALTH SACRAMENT

1. **Activate** a **6 drop** dose, by adding **6 drops** of **MMS** with **6 drops** of **50% citric acid** or **6 drops** of **4% HCL** into a glass, wait **20 -30 seconds** and add about half glass of **water** into to the drops and drink.
2. **Rerun** the process after **1 hour**.
 - Normally, the person will experience some **relief** within **2 hours** of taking the first dose, especially if he takes the second dose.
 - If the person does **not** experience **relief**, he should begin taking **Health Sacrament 1000**.



HEALTH MAINTENANCE SACRAMENT

- It is possible to go without getting **sick** almost for a lifetime.
- Everyone should be taking **MMS** on a regular basis.
 - ◆ Young people **under 60** should take a **4 to 6 drops** dose of **activated MMS** or **2ml CDS 3000ppm**, at least **twice** a **week**.
Better to use **activated MMS**.
 - ◆ People **over 60** should take from **3 to 6 drops** dose of **activated MMS** or **2ml** of **CDS 3000 ppm** at least **once** a **day**.
- It also includes **brushing your teeth** and **cleaning your sinuses** and **lungs**.
 - ◆ **MMS will prevent any disease the immune system can attack.**



HEALTH MAINTENANCE SACRAMENT

- If **MMS** can **destroy** a **cancer** of most any size, it will also **prevent** a **cancer** from starting.
- In our **research** with a **dark field microscope**, we observed that white blood cells became much more active about **two hours** after a dose of **MMS** was taken.
- They **moved** through the **blood** much **faster** towards **poisonous blood clots**.
- Certain white blood cells become much more **active** after one takes a **dose** of **MMS**.



MORNING MMS ROUTINE





MORNING MMS ROUTINE

- Each morning, make up a **2-drop** dose in a clean dry cup. Activate it with either **2 drops of 50% citric acid** or **2 drops** or **4% HCL** and wait 20 seconds.
 - ◆ **Never** use more than **2 drops** of **MMS1** for this maintenance procedure.
- **Don't add any water or juice yet.** **2 drops** will give you a small amount of **chlorine dioxide** fumes in the air in the cup.
- Put your **nose** over the brim of the cup and **breath** in slowly **once**.



MORNING MMS ROUTINE

- Then put your **mouth** over the cup and **breathe** in once **slowly** and **deeply**. Do this very gently and carefully at first.
- **Caution:** This can be **dangerous** if you overdo it. You must be very careful. If you feel a **slight bite** while breathing in you just got too much **chlorine dioxide**. A tiny bite won't hurt you.
- Add **3 tablespoons** of **water** to the same **2 drops** and stir a bit.



MORNING MMS ROUTINE

- Scoop out **one tablespoon** and put it on your toothbrush to brush your teeth, gums and tongue.
- Once your teeth are brushed with the **one tablespoon** of **MMS solution**, add about a **quarter cup** of **water** to the other **two tablespoons** of **water** that are still in the cup and gargle.
- This will **prevent** sore throats. Do this procedure **every morning** and you will be very pleased with the results.



TEETH BRUSHING PROTOCOL





TEETH BRUSHING PROTOCOL

- For handling **serious problems** such as **gingivitis** and **abscessed teeth**.
- Mix **10 drops** of **MMS** with **10 drops** of **50% citric acid** or **4% HCL** solution, wait **20 seconds** until it turns dark golden yellow or brown then add **1/4 cup** of **water**.
- Or use **3ml CDS 3000 ppm** in **1/4 cup** of **water**.
- Do not put the **toothbrush** in the **cup**, but pour some of the **solution** on your brush, then brush your **teeth**, **tongue** and **gums**.



TEETH BRUSHING PROTOCOL

- You could also take **small sips**, leave it in the mouth and brush. You can also **gargle** with this **solution**.
- **Cover** the **solution** that remains in the cup and follow the same procedure **several more times** during the day. Repeat **3 or 4 times** a day until the mouth is in good shape.
- **NOTE:** If the **abscess** is inside the tooth, add **10 drops** to **1 ml** of **DMSO** to the **solution**. This will carry the **solution** through the enamel.



ACTIVATED MMS GAS FOR TEETH AND MOUTH





ACTIVATED MMS GAS FOR TEETH AND MOUTH

- Mix in a glass that has a small opening, such as a **30 ml** shot glass, **3-6 drops** of **MMS** with an equal number of **50% citric acid** drops or **4% HCL**.
- **Wait** about **5 seconds** then put the opening of the glass into your mouth.
- Keep the glass in your mouth **2-3 minutes**, but as soon as you feel it start to burn, **STOP**, even if it is not 2 minutes.



ACTIVATED MMS GAS FOR TEETH AND MOUTH

- During this procedure, you will have been **breathing through** your **nose**.
- Be **careful** - **DO NOT INHALE THE GAS** when you remove the glass.
- You **cannot** use **CDS** for this step.




MAKING SYRUP





HOW TO OVERCOME THE BAD TASTE

- You could add an **1/8 of an teaspoon** of **baking soda** (no baking powder) in your **1 liter** bottle.
- This you just can do when the bottle is made with **plain water**, no juice or sodas.
- This process brings the **pH** up **from 3 to** somewhere between **5** and **5.5**.
- This is the **pH** at which the human body assimilates **CD** best.
- You could use **sweet soda drinks** like 7up, Coca Cola, Pepsi, Sprite..... but they **must be made up every hour**. These drinks must all be **soda water** drinks, so the **CD** won't lose its strength.



HOW TO OVERCOME THE BAD TASTE

- Another way would be to make a **syrup**, especially children like it this way.
- Mix **3 teaspoons of sugar** and **3 teaspoons of water**, heat until the sugar is dissolved.
- Activate **1 drop of MMS** with the **acid** you are using. When activated add the syrup to the dose.
- For **babies** you could use a dropper, the usually formula for **Babies** till **15 pound** is **½ drop** per hour, for **bigger children 1 drop** per hour for each **25 pound (11.4kg)**.
- Using **CDS 3000 ppm** would be **1/4ml (5 drops)** for **babies** till **15 pounds (6.8 kg)**, and **children 1/2ml (10 drops)** for **each 25 pounds** per hour.



HOW TO MAKE CAPSULES SUBSTITUTE FOR ACTIVATED MMS

- If you object to the taste of **ACTIVATED MMS**, you can avoid it by substituting these **capsules**.
- Prepare a **3 drop** dose by activating **3 drops** of **MMS** with **3 drops** of **50% citric acid** or **3 drops** of **4% HCL** solution into a shot glass. Wait **20-30 seconds** till it turns brown.
- With an **eye dropper** collect the **drops**, put them into an empty **size 0 capsule**, close the **capsule** and take it with **4-8 ounce = 120-240 ml** of **water**.
- **Repeat** this process **every hour**.



HOW TO MAKE CAPSULES SUBSTITUTE FOR ACTIVATED MMS

- We **do not** recommend anymore making the **doses** for the whole day in a small bottle, since **activated MMS** is stronger when taken immediately.
- The **capsule** must be taken **immediately**, as it will **dissolve** in just a few minutes.
- It is fine to take **smaller** capsules than **size 0**, but it will be harder to get the **drops** in.
- This technique also overcomes the **bad taste**.
- When using **Cleansing CDS**, there is no need for this procedure.



HOW TO MAKE A SPRAY BOTTLE





HOW TO MAKE A SPRAY BOTTLE

- Every **30 ml** of spray has **10 drops** of **MMS** and **10 drops** of **50% citric acid** or **4% HCL** solution.

To prepare a 120 ml (1/2 glass) bottle:

- Mix into the bottle **40 drops** of **MMS** with **40 drops** of **50% citric acid** or **40 drops** of **4% HCL**, wait **20 – 30 seconds** until brown, fill the bottle with **water**.
- This may be **sprayed** on any part of the **body**.
- If it gets in your eyes when you **spray** your face, it is okay, but splash a little **clear water** in the area to prevent a **burning** sensation.



HOW TO MAKE A SPRAY BOTTLE

- When the color gets light, it is losing its **strength** - make up a new bottle.
- It has a multitude of uses - **spray** in your hair to correct dandruff, as a deodorant and to treat athlete's foot.
- Try it on **skin** problems and use for **hygiene** of the **mouth**.



HOW TO MAKE A SPRAY BOTTLE

- Use **13 ml** of **CDS** for the same purpose. It has advantage that it doesn't sting the eyes. It loses its **strength faster** than with **activated MMS**.
- You can also **spray** on **food** and wait **a few minutes** before **eating** or **preparing**.
- **MMS 2 Spray bottle:** **1/2 teaspoon** for each **120 ml = 4 oz**. Do **not spray** your eyes with **MMS 2** and be **careful** it will **bleach** your **cloth**.



PROTECTION AGAINST CONTAGIOUS DISEASE

- To keep **pathogens** out of the air, activate **10 drops** of **MMS** by placing them in a cup and adding **10 drops** of **50% citric acid** or **4% HCL**.
- Let it sit near the sick person - it will create a **safer area** for people for about **12 hours**.
- It is best to put the cup on a high shelf as the **ACTIVATED MMS** gas is heavier than air and it will drop and spread out as it drops.
- You **cannot** use **Cleansing CDS** for this procedure.



USING ACTIVATED MMS GAS IN A BIG BAG





USING ACTIVATED MMS GAS IN A BIG BAG

- Put **2 large garbage bags** together, opening to opening.
- **Tape** them all the way around. You might start by using small pieces of **tape** to hold them together, then **tape** them all the way around, **taping** first one side and then the other.
- Gather the **bag** up into a pile so that you can **set a cup** in the center of the part that is resting on the floor.
- **Cut** one end of the **bag open**, then check to see that it is **not stuck** together in the center.



USING ACTIVATED MMS GAS IN A BIG BAG

- Put **20 drops** of **MMS** and **20 drops** of **50% citric acid** or **20 drops** of **4% HCL** in a cup, then set it inside the bag so that it rests on the floor.
- Step into the **bag** with the **cup** resting **between** your **feet**.
- Pull the **bag** up around your shoulders, **wrapping** and **folding** the **plastic** so that **no gas escapes**.
- Do not put your **head** inside the **bag** or **breathe** any of the **fumes**.



USING ACTIVATED MMS GAS IN A BIG BAG

- Stay in the bag **5-10 minutes**, but no longer. If you feel any **burning**, get out immediately, even if the 5 minutes has not passed.
- You can use this treatment for **skin problems**, or you can use it just to get more **MMS into** your **body**.
- You **cannot** use **Cleansing CDS** for this step.



HOW TO HANDLE EAR INFECTIONS





EAR DROPS

- Prepare a **1 drop** dose of **activated MMS** or **7 drops** of **CDS 3000ppm** per **30 ml** of **water**.
- Lay on your side and put **1 ml = 20 drops** into your ear.
- Wiggle your **ear** around in order to get the **solution** to go all the way down to the bottom of your **ear canal**.
- If it **doesn't** seem to **hit** the **eardrum**, add more of the **solution** and keep trying to move the **ear**.



EAR DROPS

- If you get it in far enough, it will cause the **earache** to go away almost **instantly**.
- If it doesn't happen that quickly, wait. It may happen in an hour or so.
- If you have **no success**, then include **Health Sacrament 1000**, starting with a **three drop** dose every hour.
- Chances are, if the **earache** doesn't go away immediately, you didn't get the **CHLORINE DIOXIDE** to go deep enough into the ear.
- **Be careful.**



NOSE DROPS

- Same preparation like ear drops. Prepare a **1 drop** dose of **activated MMS** or **7 drops** of **CDS 3000ppm** per **30 ml** of **water**.
- **NOSE**- It is difficult to get to the **sinuses** because the breath passes by the **sinuses** and it doesn't collect in them.
- So you need to lay flat on your back with no pillow and **put 5 to 10 drops** of this **solution** into each **nostril** and let it run down into the **sinuses**.
- Repeat **several** times a day until you are healed. It will have a **burning** feeling but it will heal.
- **Reduce** the number of **drops** if it feels very bad.



EYE DROPS

- Also **same preparation** like ear and nose drops.
- **EYE-** Using an **eye dropper**, drop **2-4 drops** right into the center of each eye or place the **drops** in the corner of the eye and blink until the **solution** is **circulated** over the **total surface of the eye**.
- Do it **two or three** times a day or as often as **every hour** until the **problem** is handled.
- If it **burns** in the eye too much you can dilute the eye drops by **adding** till double amount of **water**.



STAPH, MRSA AND BOILS

- This treatment can **kill** the **worst staph infections** in **5 minutes**.
- Add **10-12 drops** of **50% citric acid** or **4% HCL** solution to an equal number of **drops** of **MMS** into a **glass** which has the opening size of the area you want to treat.
- Press the opening of **glass** over the area you want to treat.
- Tip the **glass**, do not allow the solution to **touch** your **body**.



STAPH, MRSA AND BOILS

- When the **gas** hits the area of the **boil**, and you are using a **clear glass**, you will be able to see the **boil drain** away.
- You **cannot** use **CDS** for this step.
- **Zinc Oxide** can also be used to treat the **MRSA boils**. It helps dry it up and **closes** the **wounds**.



BREATHING MMS MIST

- Mix **24 drops** of **MMS** with **24 drops** of **50% citric acid** or **4% HCL** and wait **20 seconds** until they turn dark yellow or brown, and are **activated**.
- Add **240 ml (8 ounces)** of **water** and put the solution in a **mister**.
- When the machine starts **misting**, take just **one breath** by putting your mouth and nose right down to the place where the **mist** is coming out.



BREATHING MMS MIST

- **Wait 3 or 4 hours** and **repeat** the process - this time taking **two breaths**. The next time, take **3 breaths**. Repeat the process. Each time you feel like it, you may add another **breath** until you get to **20 breaths**.
- The process will **loosen mucus** and you must keep trying to spit it out, but don't worry if you **cannot** as it will drain down into your stomach.
- Do not go beyond **30 breaths** total in a day.
- **Never leave the machine misting in a room.**
- **Never leave it on in a room where you are sleeping.**



BREATHING MMS MIST

- Save the **24 drop** solution in a closed container when it is **not being used** and you will be able to use the same **solution** all day.
- **Repeat** this process for **several days** to see if it is helping your problem.
- If **after 3 days** it is not helping do **not continue**.
- If you use a compressor nebulizer, calculate **1 drop activated MMS** or **7 drops CDS 3000ppm (0.35ml)** per 10 ml.



BATH HEALTH SACRAMENT





- Activate **20-60** drops of **MMS**.
- After it has turned brown, add it to the tub which has 6-8" of hot **water**.
- Begin by using **20 drops**, the next time use **40** and then **60**.
- Use this treatment **1-3 times** a day and generally not more than **60 drops**.
- When the **water** is getting cooler add some **hot water** into the **bath**.
- **Never** stay in longer then **15-20 minutes**.



FOOD BATH

- **Foot bath** - Use ankle high water in a small plastic tub. Follow the same directions given above for the bath.
- Using **CDS 3000ppm** would be **7-20ml**.
- **Remember** - using **CDS** one is able to **increase** the doses higher than with **ACTIVATED MMS**.



ENEMA HEALTH SACRAMENT





ENEMA HEALTH SACRAMENT

- Usually you can use the **same number** of **ACTIVATED MMS drops** in the **enema tube** that you could take **orally**.
- Most people will **use 4-6 drops** but it can go as **high** as **10**. You can **start low** with just **2 drops**.
- **Select** the number of **drops** you want to use and put an **equal** number of **MMS** and **50% citric acid** or **4% HCL solution** in a container, and **wait** for it to turn **brown**.
- If you use **CDS 3000ppm**, **calculate 3 drops** of **MMS = 1ml CDS 3000ppm** .



ENEMA HEALTH SACRAMENT

- Add the **amount** of **water** that you **plan** to **use** and **fill** your **enema syringe**. (This is demonstrated in the video). You could also use an **enema bag** which **holds** more **water**.
- Usually a **small amount** is **effective**.
- **Good results** have been **obtained** with **prostate** and **bladder problems**.
- **Use** this **procedure** **every hour**.
- If you **start** with a **2 drop solution**, do that **once** or **twice** and then do a **3 drop solution**.



ENEMA HEALTH SACRAMENT

- You could go as **high** as **20 drops** if you **work up** to it, but do **not continue** if it causes **problems**.
- Use this **procedure every hour** until you are **feeling better** and then **every two** hours as long as it is **helping**.
- If **MMS doesn't help** with **constipation**, then try **Senna** tablets. **Senna** will **clean** your **colon** better than a **colonic**.
- The **best time** to do the **enema** is right before you go to bed, and **once** a **day** is usually **enough**.
- **Remember**, most people that are doing the **enema**, are on **SACRAMENT 1000**.



ENEMA HEALTH SACRAMENT

- We are doing also another **procedure especially** while the **parasite protocol** to get the **biofilm, eggs** and **dead parasites** out.
- Use a **enema bag** that can **hold 2 liters** (2quarts) of **water**.
- **Heat** to **body temperature 2 liters** of **pure water** and **add** into it **20 ml** of **CDS 3000 ppm**, **before** you **pour** it in the **enema bag**. You could **work up slowly** till **40 ml**.



ENEMA HEALTH SACRAMENT

- Let all the **2 liters stream in** and **try** to **hold** for **10-15 minutes**.
- For **6 days** do it **every day**, and for **12 days** more, **every third day**.
- Usually we do it **once** a **day** and if **needed more** you could do it **twice** a **day**.
- On **parasite protocol** you **start** this each month **2 days prior to full moon**.



DOUCHE HEALTH SACRAMENT

- For small **bulb douches** or **large syringes** (60ml) with **smaller amounts** of **water** then mentioned below, the **number** of **drops** of **ACTIVATED MMS** or **CDS depends** on what you can take **orally**.
- If you **take ten drops** every hour, that **same amount** is what needs to be **activated** and **added** to the **water** in the **bulb douche**.
- This is an **excellent method** of **getting Chlorine Dioxide** into your **system** as well as for **treating** a **specific area**.
- On the **second douche** and **later** you may **increase** the number of **ACTIVATED MMS** or **CDS** if you **feel** that it is **needed**.



DOUCHE HEALTH SACRAMENT

- **CDS**: Since **CDS** does **not contain** the **Sodium chlorite** nor the **Citric acid** or the **HCL**, we have **been able** to do **much higher doses** than with **activated MMS** - this leads to **quicker health** being **restored**.
- You will have to **acquire** a **500 ml** douche bag. It could be a **bag** that can **contain** till **2 liters**, but it is **not needed** to **use** more than **500 ml** of **water**.
- **Start** out **low** by **adding 5 ml** to the **500ml** of **water**.
- If you have had **no adverse reactions**, then **increase** the **amount** of **ml's** of **CDS** for the **next douche**.
- The next time, add **6 ml** to the **water** you **pour** into the **douche bag**, and **keep increasing** as long as your **body** can **handle** it.



DOUCHE HEALTH SACRAMENT

- When you **reach** a **burning sensation**, use **next time less CDS** and **after 2 days** try to **go up** again.
- You can **smear** on the area some **Aloe Vera gel**, **Vaseline** or **other oil** or **gel** to **relief** the **burning**.
- The **tube** comes with a **switch** for **opening** and **closing** the **water flow**.
- Let **water flow** in till it **pours out**, **close** the **flow**, **press** the **muscles** to **hold** it **inside** as long as possible and **release**. **Rerun** this **process** till the bag is **empty**.
- You can **add 10-20 drops** of **DMSO** into the **douche**.



DOUCHE HEALTH SACRAMENT

- The **best time** to do the **douches** is right **before** you **lay down** to go to bed. **This way** it will be **better absorbed** in the **body**.
- We have had ladies **do douches** with up to **20 to 25 ml** of **CDS** in the **500 ml** of **water** and had **great results**.
- But they **slowly increased** their **doses** to get to that **amount** of **CDS** per **douche**.



DOUCHE HEALTH SACRAMENT

- For **treatments**, **once** to **twice** a day should be **fine**. It all **depends** on how your **body reacts**.
- For **maintenance** cleanse, **1 to 2 times** a **week** should be enough.
- This **Sacrament** is **recommended additional** for **Breast cancer**.



BASIC SEQUENCE OF HEALTH SACRAMENTS

- Start with **Health Sacrament 1000**.
- If **no improvement** after 2 weeks go to **Health Sacrament 1000+**, if the person **does not tolerate DMSO**, go straight to **Health Sacrament 2000**.
- **No improvement** with **1000+**, start **Health Sacrament 2000**.
- If **no improvement** after 5 days or more **add Health Sacrament 3000**.
- You can also **add** the following **depending** on the **persons ailment**: Douche, Skin spray, Bag, Enema, Mister and/or inhaling fumes, Bath, Foot bath, Indian Herb.



BASIC SEQUENCE OF HEALTH SACRAMENTS

- **Never** go to the next **Sacrament** if the **person** is **improving**.
- As **sicker** the **person** as **lower** the **doses** you **start** with.
- **Remember** – When **getting Herxheimer reaction** reduce the **dose** or **stop** till **reaction gone**. Then **start back** at a **lower dose**.
- **Never think** it is alright to **continue MMS** when the **person** is **feeling worse**.



MALARIA

• **Malaria** is the only **ailment** you give a **big dose** right away.




- Always **start** with **15 drops** of **activated MMS** and in **1-2 hours** give a **second 15 drop dose**.
- **Most** of the **symptoms** will be **gone** within **4 hours** after the **second dose**.
- All **Malaria parasites** will be **dead** after the **second dose**.
- If the **patient** will still **feel sick** **4 hours** after the **second dose**, he can **take** after **2-3 hours** a **third 15 drop dose**.
- **NOTE:** Do **not** use **CDS** for **Malaria**, we still did **not find** out the **right dosage** using it.





MALARIA AND THE RED CROSS





CLEANSING POWDER

AZTEC CLAY - AZ

- Natural **miracle mineral** which was first discovered in France over 300 years ago and the Aztec Indians used this same **clay** in America.
- In France, it is called **Montmorillonite**.
- The commercial name is **Bentonite** and you should be able to find some almost anywhere in the world.
- This **clay** has millions of **microscopic holes** and each **hole** has a powerful **charge** of **electricity**.



CLEANSING POWDER

AZTEC CLAY - AZ

- The **charge** draws **microorganisms** into the **hole** and they **cannot** get back out.
- This is another method of **killing pathogens** and even **viruses**.
- Some people get a **fungus** on their feet that is far worse than standard athlete's foot.
- This **fungus** can occur anywhere on the body, including in the mouth.



CLEANSING POWDER

AZTEC CLAY - AZ

- It is terrible and causes **extreme itching, cracking** of the **skin**, and **eruptions** that **seep liquid** that spreads the **fungus**.
- While **MMS** will take care of athlete's foot in one application, it has no healing powers when it comes to this particular **fungus**.
- When **MMS** is sprayed or applied to it on the feet, or anywhere else on the body, the rash immediately **burns** and seems to get **worse**, as the **MMS** clears out the other **pathogens**, making it easy for the **fungus** to spread.



CLEANSING POWDER

AZTEC CLAY - AZ

- Mix **Cleansing Powder AZ**, which is **Aztec Clay**, **Bentonite** and **Montmorillonite** with **50% Vaseline** for treating any and all **fungus** that is not treatable by the **ACTIVATED MMS**.
- You could also use **Aloe vera gel**, **Olive oil**, **Coconut oil** or **others instead** of **Vaseline** which **Jim** personally recommends.
- Just **smear** the mixture on the **fungus**, **cover** with a **cotton cloth** and tape the **cloth** down.
- In case of **foot fungus**, **smear** on, **cover** with your **socks** and wear your shoes.



CLEANSING POWDER

AZTEC CLAY - AZ

- In cases of **other places** on the **body**, **smear** on and tape **cotton cloth** over the **smear**.
- **Leave** it on for a **few hours** or **overnight** and **apply again** till problem is gone.
- In case of **fungus** in the **mouth**, use this **Cleansing Powder** **without** the **Vaseline** to brush your teeth.



CLEANSING POWDER

AZTEC CLAY - AZ

- **NOTE:** You can take it **orally** for leaky gut syndrome, candida, other fungus, etc....
and for **chelation** to get **heavy metals** out of the **body**.

There are different **grades** of this **clay** on the market, get the **food grade**.

Children 1 teaspoon twice a day. Adults 2 teaspoon twice a day.



CLEANSING POWDER

DIATOMACEOUS EARTH - DE

- In our **oceans** existed 300 million years ago **diatoms** which are **unicellular plants** with a **silica coating**.
- This **microscopic coating** lands on the **ground** of the **ocean** when the **diatoms die**.
- These **deposits** which are **thousands** of **meters** in size have been **uncovered**, by **receding** of the **oceans**.
- Through compression and fossilization, these **silicea deposits** turned into a **chalk rock** which is called **Diatomaceous Earth**.



CLEANSING POWDER

DIATOMACEOUS EARTH - DE

- When the **chalk rock** gets ground into powder the **skeletons** of the **microscopic diatoms** become **sharp silica needles**.
- These **needles** are **harmless** to **warm blooded animals** and **humans** but **harmful** to amoebas, yeast, fungi, parasites and worms. The **sharp needles** are **cutting** them to **shreds** in our **body** and on the **surface** of the **skin**.
- **DE** is a **non toxic** compound with **minerals** like silicates, iron, calcium, magnesium, manganese, etc....



CLEANSING POWDER

DIATOMACEOUS EARTH - DE

- We take the **food grade DE** orally **each month** for **18 days** while the **parasite protocol**.
- **Children 1 teaspoon twice a day. Adults 2 teaspoons twice a day.**
- For **application** on the **skin** follow instructions of **AZ** mixture.
- **NOTE:** You also can **apply** it for your **pets**. **Internal** for worm treatment and **external killing** ticks and fleas and other microorganism. You can use it in the house, beds, garden, plants.....where ever you need **pesticide**.



MIXTURE OF CLEANSING POWDERS AZ AND DE

- In special cases where the **fungus** seems extra hard to **kill** the **mixture** of these **two powders**, will handle the **fungus** when nothing else will.
- Mix the **two powders** together in **equal** amounts, and then mix that **powder** with an **equal** amount of **Vaseline**.
- Mix an **equal** amount of both **Powders** and add to the mixture **50% Vaseline, Aloe vera gel** or **other**.





CLEANSING POWDER

ZINC OXIDE

- **Zinc** is conductor of micro charges of **electricity**, which serve to **heal tissues** of the **body**.
- It is also a **poison** to **microorganisms**; they **die** when they come into contact with **zinc**.
- The increased **healing action** and **killing action** of **zinc** creates a decrease of **healing time** and **killing time** for the **pathogens**.
- **Zinc Oxide** is a **cleansing powder** of the Church.





CLEANSING POWDER

ZINC OXIDE

- We have been seeing great results by using the **Zinc Oxide** to treat **spider bites**, **abscessed teeth** and **gums**, **cancerous tumors**, **herpes**, **staph infection** outbreaks, and much more.
- Mix the **Zinc oxide** cleansing powder with the **same** instructions for **AZ**.
- **NOTE:** For **internally** application **do not** use **Zinc oxide**.
- You can use **ZINC PICOLINATE** – **2 pills twice a day**.
- Other **Zinc** for **oral** use which comes in **powder form** - **1 flat teaspoon twice a day**.



BROWN RECLUSE SPIDER BITE

- Rub **ZINC OXIDE** mixture on bite.
- Back to **normal** in **4 hours**.
- Mix **ZINC OXIDE** powder with **50% VASELINE** and apply.



Remember when you threw a shoe at me and I fell somewhere behind the bed?



I remember too.





HOW TO PURIFY 1 GALLON OF WATER

ACTIVATED MMS

- Add **3 drops** of **MMS** in a small glass to **3 drops 50% citric acid** or **10% HCL** and let it activate for **20 seconds**.
- Add a small amount of **water** to the glass, and pour into your **gallon** of **water**.
- Let the **gallon** of **water** sit for **1 hour** before drinking.





HOW TO PURIFY 1 GALLON OF WATER

MMS (This means not activated)

- Add **3 drops** of **MMS** to the **gallon** of **water** that you will be purifying. It will need to let it sit overnight (**12 hours**) before you are able to drink it.
- In the **12 hour** period, your **water** will be purified because the natural pH of the **water** will **activated** the **drops** of **MMS**.

CDS

- Add **1 ml** of **CDS 3000 ppm** to the **gallon** of **water**. MIX well and let it sit for **1 hour**.
- **NOTE:** 1 Gallon = 3.78 Liter





NOT ACTIVATED MMS

- This is a strong **neutralizing agent**, which brings quick **relief** to **burns** and **insect bites**.
- **Rub** a **drop** on **insect bites full strength**, and **spray** or **rub full strength** on **burns** including **sunburns**, but do not let it remain on the **burn** longer than **5 minutes**.
- It must be rinsed off with **cool water** after **5 minutes**.



NOT ACTIVATED MMS

- If the **pain** or **burning sensation** is not gone after **5 minutes**, **rinse** off and **repeat** the process again and then **repeat** no more often than **once** every **hour** until the **pain** is gone.
- And you can use it to **purify water** by letting it sit for **12 hours** before drinking.



HOW TO TREAT BURNS

MMS

- As soon as someone receives a **burn**, you must cover the entire **burnt** area with **MMS** immediately. The **MMS** should **not** be **activated** and don't use **CDS** for this step.
- It might **sting** at first, but after a **couple** of **minutes**, the **pain** will be almost completely **neutralized**.
- When you treat the **burn** right away when it happens, will be no need for **continue** treating the **burn**.





HOW TO TREAT BURNS

MMS CDS ALOE VERA

- If you treat it after a few minutes or hours you will need to **continue** treating the **burn**.
- Then you can use your **MMS** or **CDS spray** to spray on **every hour** to accelerate the **healing** process.
- If your skin starts to dry up some, you can also use **Aloe Vera** to help **moisten** and **heal** the **burnt** area.
- Do **not** use any kind of oil or grease.



BLACK WIDOW BITE



- Cut **ALOE VERA** leaf open.
- Put on **bite**.
- **Cover** with **cloth** and **tape** it around to keep it airtight.
- Leave on for **24 hours**.
- **Rerun** process if needed.

Southern Black Widow



Northern Black Widow





SNAKE BITE

- **DON'T allow** the person to become **over exerted**. If necessary carry the person to safety.
- **DON'T cut** into a snake **bite** with knife or razor etc.
- **DON'T squeeze** the **bite**.
- **DON'T** try to **suck** out the venom (poison) by mouth.
- **DON'T apply** a **tourniquet**.





SNAKE BITE

- **DON'T** apply cold compresses on the bite.
- **DON'T** raise the site of the bite above the level of the persons heart.
- Take 10 activated drops of MMS or 3 ml CDS 3000 ppm in half glass of water every 15 minutes.
- Apply not activated MMS on the bite every 15 minutes or high ppm CDS (12000-24000ppm)
- Spray the bite with MMS spray bottle. Make a 10:1 solution or pure CDS 3000ppm.



SCORPIO STINGS



- **DON'T** cut or **squeeze** the area of the **sting**.
- Take **10 activated drops** of **MMS** or **3ml** of **CDS 3000 ppm** in half glass of **water** every **15 minutes**.
- **Apply not activated MMS** or **high ppm CDS (12000-24000ppm)** on the **sting** area every **15 minutes**.
- **Spray** the **sting** area with **MMS spray** bottle.
Make a **10:1** solution
or **pure CDS 3000ppm**.
- **Apply cold compresses** on the area.





NATURAL LIVER CLEANSE

- We have seen some **great results** with this **liver cleanse**.
- It is **simple** to do and most everyone can find all the products necessary to do it.
- Here is what is needed - **Virgin Olive oil**, and **Fresh Squeezed Lemon Juice (or grapefruit juice)**.

Instructions:

- Blend 6 oz = 170 ml of cold pressed extra virgin olive oil with 6 ounces = 170 ml of fresh squeezed lemon juice.
- If you **cannot** stand the **lemon juice** then use fresh squeezed **grapefruit juice**, but **lemon** juice is best.



NATRUAL LIVER CLEANSE

- **Get ready** for **bed** and sit on the side of your bed. **Drink** the **olive oil** and **lemon** or **grapefruit juice** and lay on your **right side** for the night.
- **Next morning:** If you **do not** have a **reasonable bowl movement** the next morning take **1 tablespoon** of Epsom salts (magnesium sulfate) in **6 oz = 170ml** of **water**.
- Do this **same procedure two** or three **nights in a row** or **until feeling better**.
- We also recommend **Dr. Hulda Clark's Liver** and **Gallbladder** flush, you can find it on the internet, here a site that has the **recipe**; curezone.com
- You **must first** rid the liver of **parasites before** you do a **liver cleanse** .



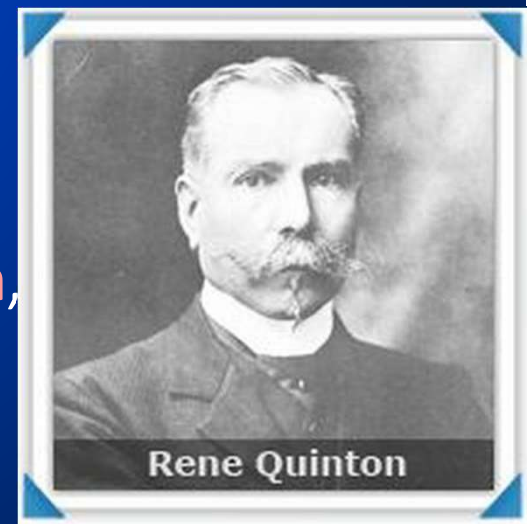
OCEAN WATER

- To **add minerals** to your **diet** we **recommend** to **drink ocean water**.
- Also while **detoxifying** it is essential to **remineralize** the **body**.
- **Ocean water** is a **great source** of **minerals**, **amino acids** and **proteins**, easy for the body to **assimilate**.
- **Ocean water** contains **92 minerals**, here listed a few: iron, calcium, magnesium, silicon, boron, potassium, sulfur, silver, copper, gold, etc.....
- According to **Andreas Kalcker** the minimum **adult dose** is **40ml** and the optimal **dose 1-2 glasses daily**.



OCEAN WATER

- **Ocean water** is **alkaline** with a **pH** of **8.4**, in which **parasites** do not like to be.
- **Do not** go to the beach and just fill up **water**, it has to come from a **clean source**.
- Mix **1 part** of **ocean water** with **2 and 1/2 parts** of **water** and **drink**.
- For further information about **Ocean water**, check the internet about **Rene Quinton**, a pioneer in **Ocean Science** more than 100 years ago.





GET THE METALS OUT OF YOUR MOUTH

- **Metal** in your mouth **creates voltages** and **currents** that can be read on any **voltmeter**.
- It is **ruining** your **health**.
- **Metal** in an **electrolyte** makes a **battery**.
- **Saliva** is an **electrolyte**. That makes a **battery**.
- This means if you have **metal** in your **mouth**, you have **voltages** right next to your **brain**.



GET THE ROOT CANAL FILLINGS OUT

- **Root canal fillings** are **ticking bombs** in our **bodies**.
- **Root canal filled teeth** always will **remain infected**.
- Each **root canal** is related to an **organ** in our **body**.
- It has been proven many times that if an **organ** will **not heal** **no** matter what **protocol** you were using, you probably have a **root canal filling related** to this **organ**. It can lead to **death**.
- You can get books about it and search the Internet.
Dr. George E. Meinig "The Root Canal Cover up"



DOSING ANIMALS

- There are two basic ways to dose animals.

Plan A

- Will **handle** most of the **sickness problems** for **animals** of all kinds.
- **2 drops** of **activated MMS** for each **50 pound** of body weight. In kilograms it would be a **1drop** dose for each **11kg**.
- **CDS 3000 ppm 0.35ml (7 drops) = 1 activated drop of MMS.**
- With **MMS2**, use **1 size zero** capsule for each **200 pounds** of **body weight**.



DOSING ANIMALS

- **Dose** the **animal** **twice** a **day**, once in the morning and once in the evening using **MMS1 or 2**.
- If the **animal** **doesn't** seem to be **getting better** in **2** or **3** **days**, you must assume that the **problem** is **caused** by a **virus** or other microorganism **stronger** than **bacteria**. In that case, go to **Plan B**.
- If the **animal** is so **sick** that it is lying down, you will need to get the **solution** into them one way or another.
- A **tube** into the **throat** from a **water bottle** or even into the **rectum** might do the job.



DOSING ANIMALS

- If you could get your **Vet** to do the job according to these **instructions**, that would probably be the best.

Plan B

- For **killing virus-caused diseases**.
- It is much more **intense**, but it has been **successful** almost every time.
- It calls for **hourly MMS doses** for at least **8 hours** each **day**.
- Give with the **dose** enough **water 1 oz = 30ml** for each **drop** of **activated MMS**.



DOSING ANIMALS

- Using **CDI** would be much **easier** cause you just **inject once** or **twice** a **day**.
- Archbishop **Andreas Kalcker** Phd helped saving a few **herds** of **cattle** this way.
- For **skin disorders** use **spray bottle** with **MMS1, 2** or **CDS**, same instructions mentioned for humans.
- For **Fungus** use **AZ** or **AZ + DE**, same instructions mentioned for humans.



DOSING ANIMALS

- **Fleas, ticks** and other **pests** use **DE** in **powder** form, **rubbing** generous all over the **animal**. The **DE** must get in **contact** with the **pests** to **kill** them.
- **Nose, eye, ear drops**, same instructions mentioned for humans.
- As **maintenance dosage** for **animals** add **MMS** or **CDS** into their **drinking water**.



- Did you know that **Botox** is actually a **protein** from a **disease-causing bacteria**?
- It is used in **therapeutic** and **cosmetic** applications, for helping **eliminate** wrinkles.
- **Botox** - Botulinum toxin type A - is a **toxin** that came from **bacteria** that originates in **improperly** handled **meat**.





- Once it was known to cause **poisoning**.
- Now is very common for **millions** of **people** throughout the **planet**, to **inject** it **frequently** every few weeks.
- **Would** they **do** so, if they **would know** what it actually is?
- **Health Sacrament 1000** to eliminate the **bacteria** in of the **body**.





MAKE YOUR MMS TESTIMONY VIDEO





- **Affidavits** are legal instruments that are very special.
- An **affidavit** is accepted in almost all **law courts** of the world.
- They are always **considered facts**.
- **Courts** rely on them extensively as they are **sworn** to by the **Affiant** meaning that one puts his future on the line when signing an **affidavit**.



AFFIDAVIT

- Should it be **proven** that he has **lied** on his **Affidavit** he can go to **prison** as well as **pay** a **large fine**.
- On the other hand one is **not allowed** to say that the **affidavit** is a **lie** or that the **affiant** has **lied**.
- Should anyone such as a **critic of MMS** make such a statement he **must prove** it, and in the event that he **cannot prove** that it is a **lie** he can go to **prison** or **pay** a **large fine** or both.
- Up to this point a **critic** could say that a **testimony** is a **lie**, or the person giving a **testimony** is **lying**.



AFFIDAVIT

- This changes the play field for **critics** as they **cannot continue** to **lie** saying people are **not regaining** their **health** with **MMS**.
- The **Church** will see that **critics** get a chance to **prove** their **lies** in **court** where they can go to **prison** for not being able to **prove** their **statements** about an **affidavit** being a **lie**.
- We need all of you to know how to **prepare** a proper **affidavit**.
- So we can collect more **evidence** of the amazing power of **MMS/CDS**.
- We need all of you **Health Ministers** to know how to **prepare** a correct **affidavit** and give us a personal **affidavit**.




AFFIDAVIT

- Most **Health Ministers** have a **personal testimony** or someone close to them, who can do one.
- **Photos, blood tests** etc. can be **added**.
- What ever **page** is **added** ,has to be **signed, witnessed** and “**permission to publish**”, **signed**.
- You have all the information about **affidavit, how to do it** and **affidavit examples** on the **USB** you will **receive** at the end of this seminar.



KASHAMBRA'S VIDEO TESTIMONY & HER AFFIDAVIT EXPLAINED BY JIM





**THANK YOU
FOR JOINING US!**

**GOOD LUCK IN TAKING RESPONSIBILITY
FOR YOUR OWN HEALTH
AND HELPING OTHERS TO RESTORE
THEIR HEALTH**